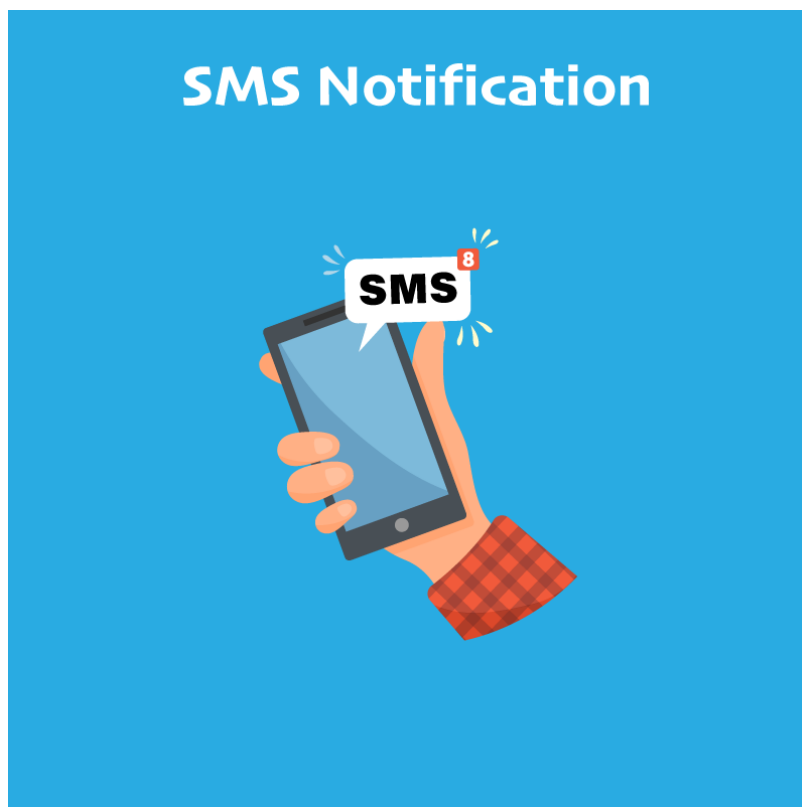


# SMS Notification for Magento

## User Guide



### Table of Content

1. [Extension Installation Guide](#)
2. [Configuration](#)
3. [API Settings](#)
4. [Order Placement Notification Settings](#)
5. [Order Invoice Notification Settings](#)
6. [Order Cancellation Notification Settings](#)
7. [Order Shipment Notification Settings](#)
8. [Credit Memo Notification Settings](#)
9. [Contact Inquiry Notification Settings](#)
10. [New Customer Registration Notification Settings](#)
11. [SMS Notification in Frontend](#)

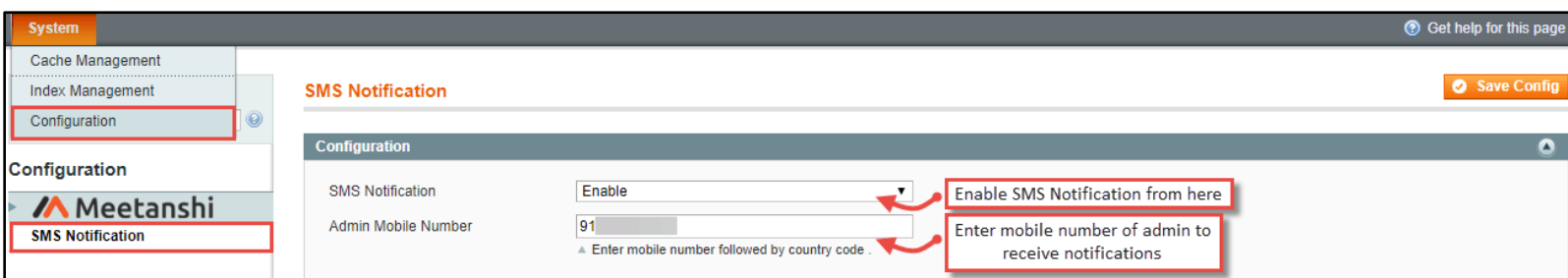
## 1. Extension Installation

- Upload or copy all folders in the zip package to your Magento root folder. It doesn't overwrite any existing files but just adds new files to the folder structure.
- Once done, log in your Magento admin panel, go to **System → Cache Management**, select all caches and refresh.
- Navigate to **System → Configuration**, if you can see the extension tab, it is installed properly.
- If you get Access denied error, you need to log out admin panel and log in again.

## 2. Configuration

To configure the extension, login to Magento backend, move to **System → Configuration → SMS Notification** where you can find various settings to configure the extension.

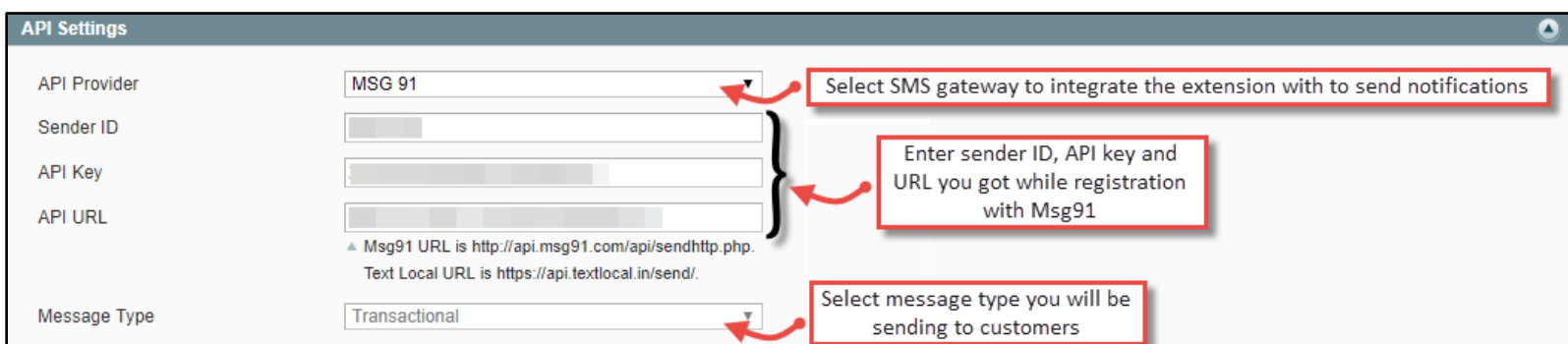
- **SMS Notification:** Enable or disable the SMS Notification extension from here.
- **Admin Mobile Number:** Enter mobile number of admin to receive notifications.



## 3. API Settings

To allow compatibility of the extension with any SMS gateway, it's API settings has to be configured after receiving the essential details.

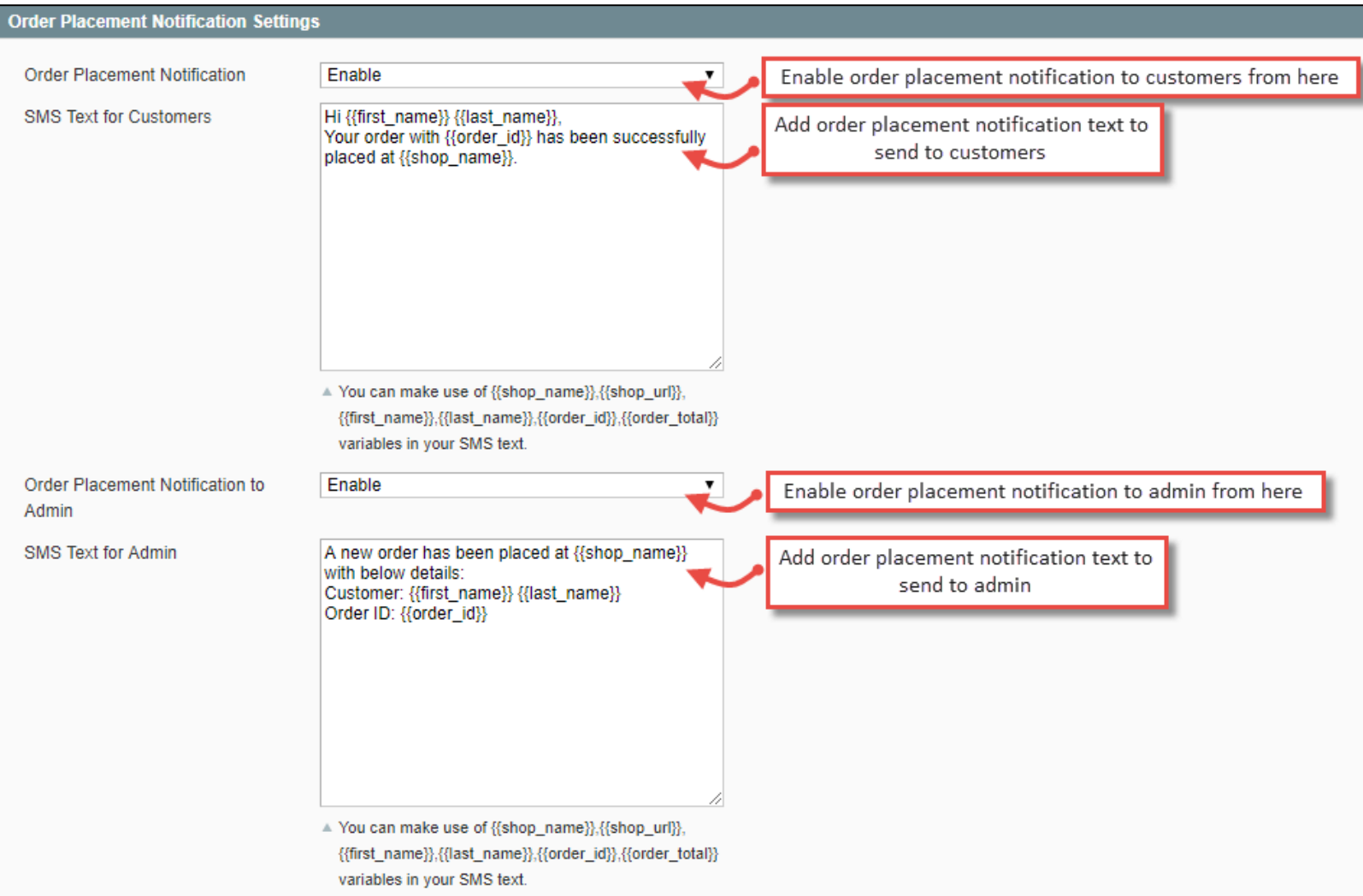
- **API Provider:** Select one of the SMS gateway API providers from [Msg91](#), [Twilio](#), [Textlocal](#).
- **Sender ID:** Enter sender ID you got while registration with SMS gateway.
- **API Key:** Enter the API Key.
- **API URL:** Enter the API URL.
- **Message Type:** Select the message type to be sent to the customers.



#### 4. Order Placement Notification Settings

The module will allow to send notification to both admin and customers when they place the order. To configure the settings for the same, follow these settings as shown in the figure.

- **Order Placement Notification:** Enable order placement notification to customers.
- **SMS Text for Customers:** Add order placement notification text to send to customers.
- **Order Placement Notification to Admin:** Enable order placement notification to admin.
- **SMS Text for Admin:** Add order placement notification text to send to admin.



**Order Placement Notification Settings**

Order Placement Notification: Enable

SMS Text for Customers: Hi {{first\_name}} {{last\_name}}, Your order with {{order\_id}} has been successfully placed at {{shop\_name}}.

▲ You can make use of {{shop\_name}},{{shop\_url}}, {{first\_name}},{{last\_name}},{{order\_id}},{{order\_total}} variables in your SMS text.

Order Placement Notification to Admin: Enable

SMS Text for Admin: A new order has been placed at {{shop\_name}} with below details:  
Customer: {{first\_name}} {{last\_name}}  
Order ID: {{order\_id}}

▲ You can make use of {{shop\_name}},{{shop\_url}}, {{first\_name}},{{last\_name}},{{order\_id}},{{order\_total}} variables in your SMS text.

Enable order placement notification to customers from here

Add order placement notification text to send to customers

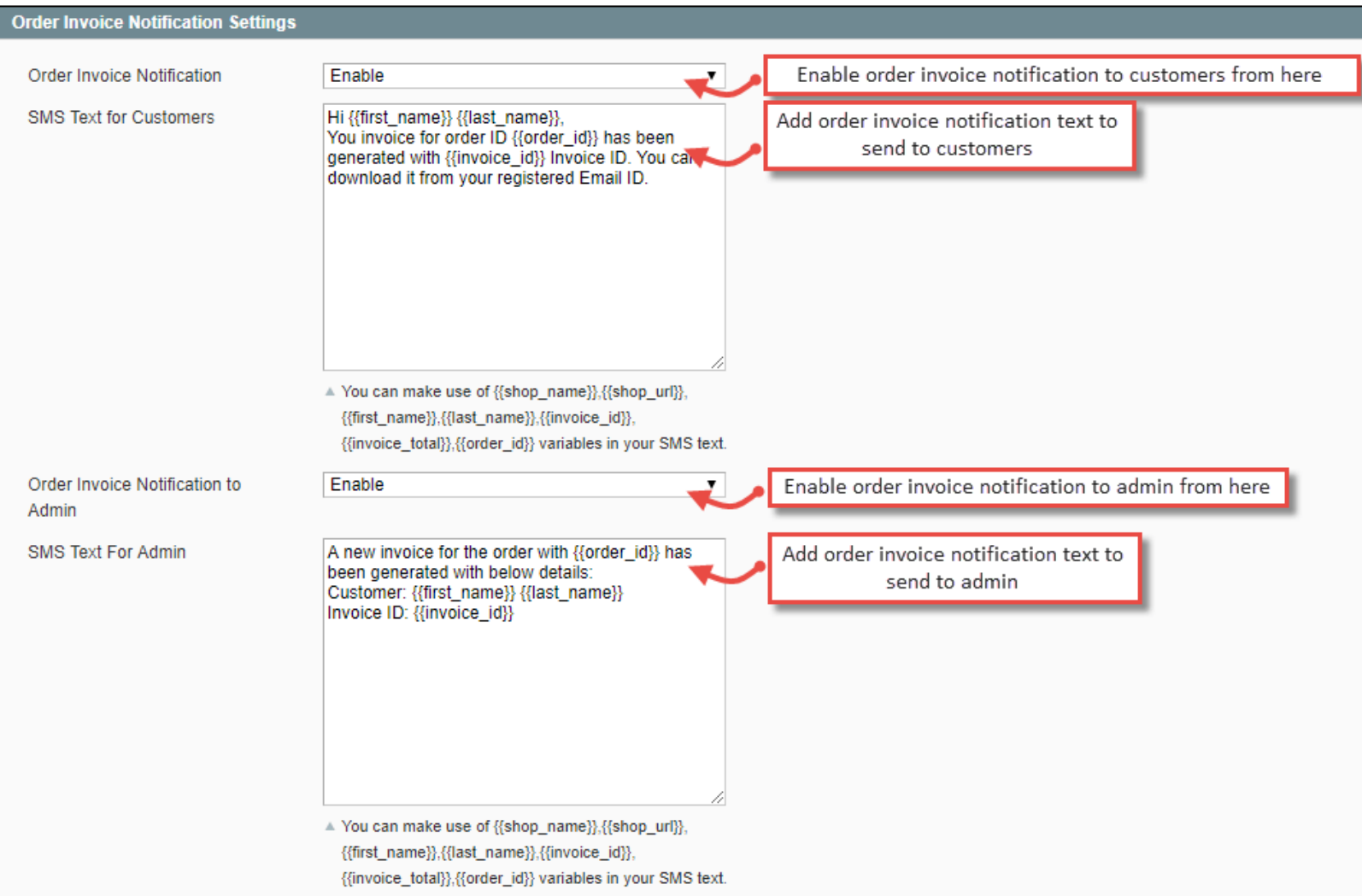
Enable order placement notification to admin from here

Add order placement notification text to send to admin

## 5. Order Invoice Notification Settings

The module enables to send notification to customers as well as admin to let them know that the Order Invoice is generated. Configure the following settings to enable this feature:

- **Order Invoice Notification:** Enable order invoice notification to customers.
- **SMS Text for Customers:** Add order invoice notification text to send to customers.
- **Order Invoice Notification to Admin:** Enable order invoice notification to admin.
- **SMS Text For Admin:** Add order invoice notification text to send to admin.



**Order Invoice Notification Settings**

Order Invoice Notification: Enable

SMS Text for Customers: Hi {{first\_name}} {{last\_name}}, You invoice for order ID {{order\_id}} has been generated with {{invoice\_id}} Invoice ID. You can download it from your registered Email ID.

Order Invoice Notification to Admin: Enable

SMS Text For Admin: A new invoice for the order with {{order\_id}} has been generated with below details:  
Customer: {{first\_name}} {{last\_name}}  
Invoice ID: {{invoice\_id}}

Annotations:

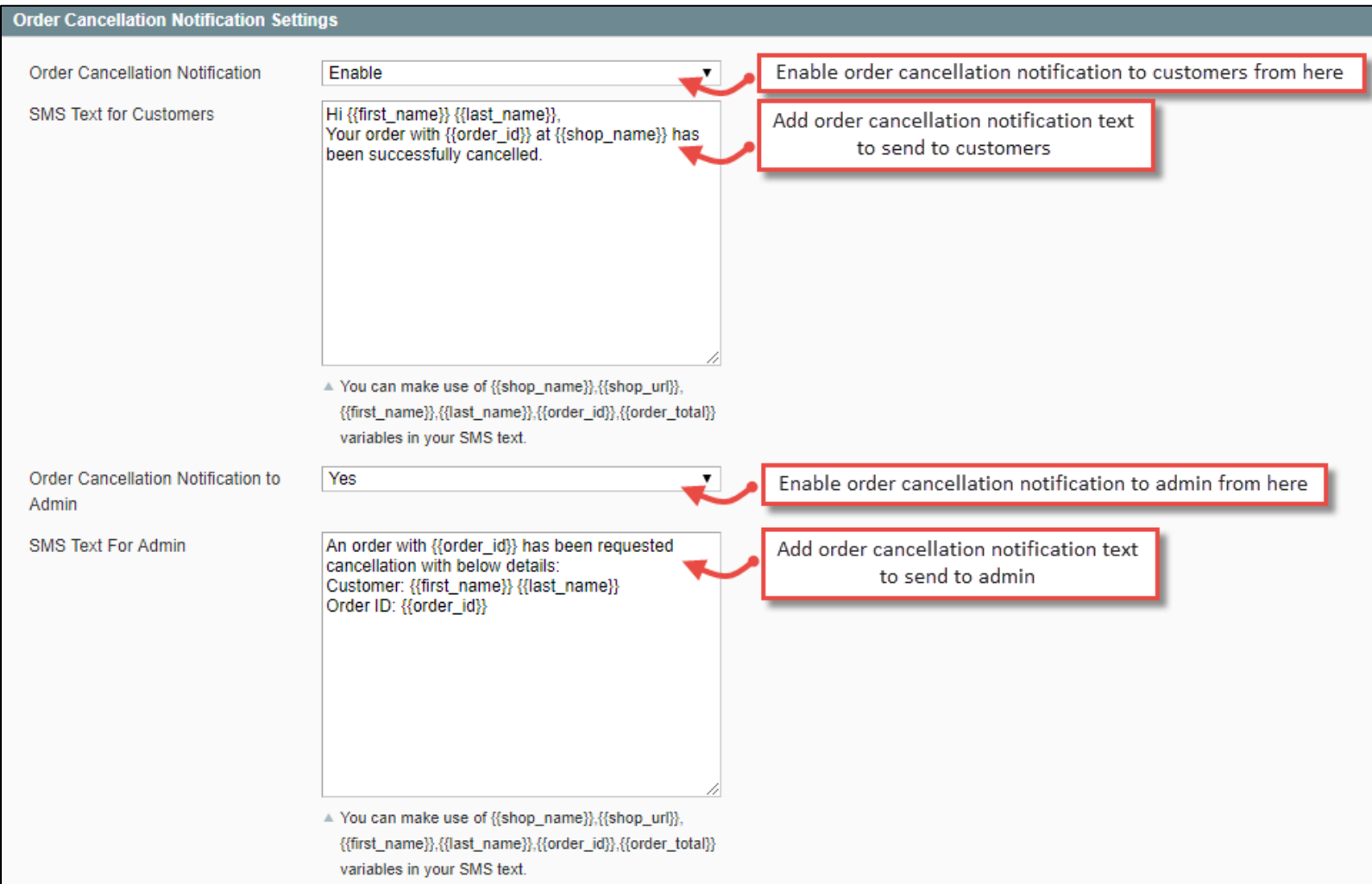
- Enable order invoice notification to customers from here
- Add order invoice notification text to send to customers
- Enable order invoice notification to admin from here
- Add order invoice notification text to send to admin

▲ You can make use of {{shop\_name}},{{shop\_url}}, {{first\_name}},{{last\_name}},{{invoice\_id}}, {{invoice\_total}},{{order\_id}} variables in your SMS text.

## 6. Order Cancellation Notification Settings

To let customers know that their order has been cancelled, an SMS notification is sent. Additionally, admin is also notified of a cancelled order.

- **Order Cancellation Notification:** Enable order cancellation notification to customers.
- **SMS Text for Customers:** Add order cancellation notification text to send to customers.
- **Order Cancellation Notification to Admin:** Enable order cancellation notification to admin.
- **SMS Text For Admin:** Add order cancellation notification text to send to admin.



**Order Cancellation Notification Settings**

Order Cancellation Notification:  Enable order cancellation notification to customers from here

SMS Text for Customers: Hi {{first\_name}} {{last\_name}},  
Your order with {{order\_id}} at {{shop\_name}} has been successfully cancelled.  
Add order cancellation notification text to send to customers

▲ You can make use of {{shop\_name}},{{shop\_url}},  
{{first\_name}},{{last\_name}},{{order\_id}},{{order\_total}}  
variables in your SMS text.

Order Cancellation Notification to Admin:  Enable order cancellation notification to admin from here

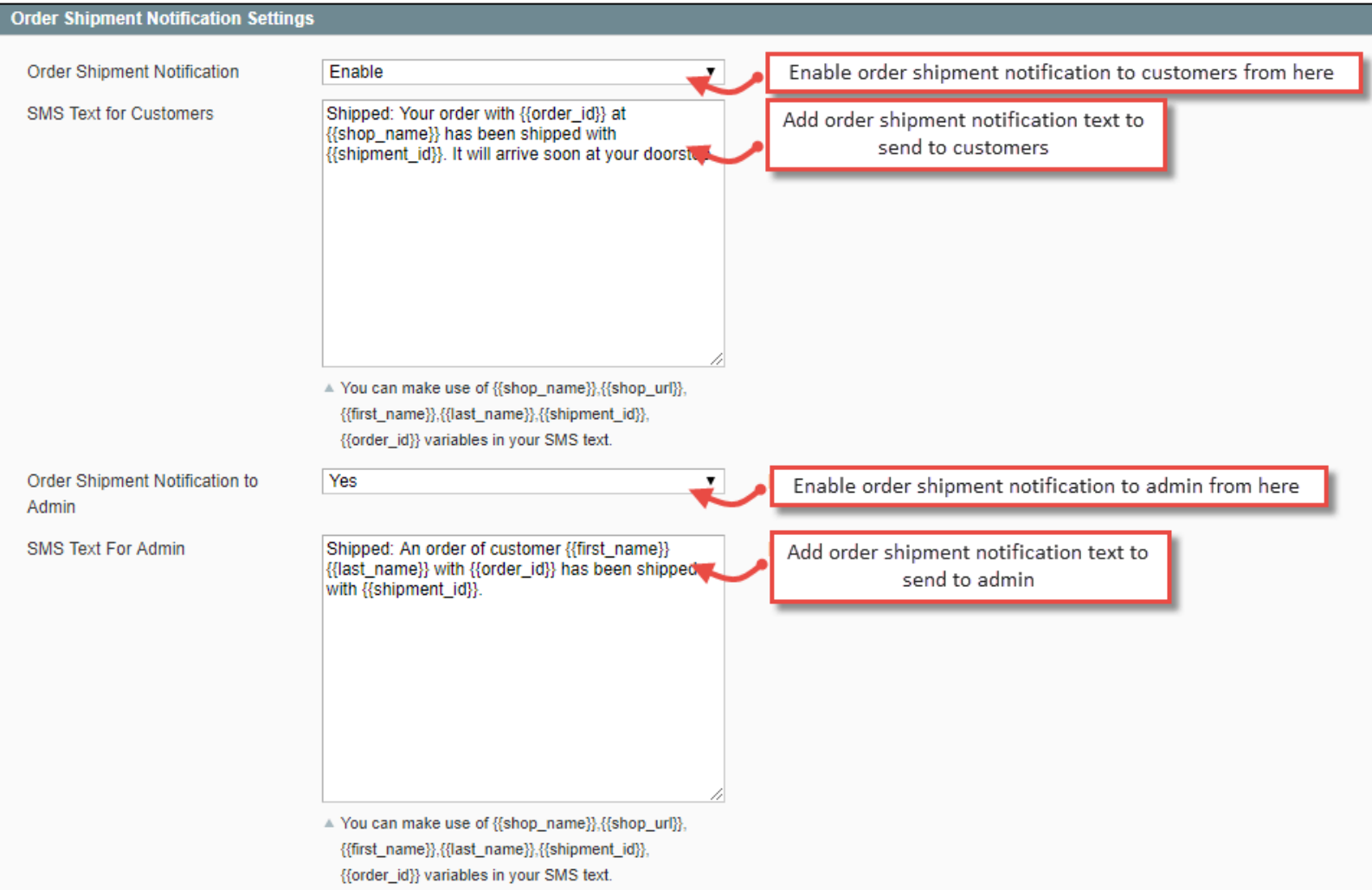
SMS Text For Admin: An order with {{order\_id}} has been requested  
cancellation with below details:  
Customer: {{first\_name}} {{last\_name}}  
Order ID: {{order\_id}}  
Add order cancellation notification text to send to admin

▲ You can make use of {{shop\_name}},{{shop\_url}},  
{{first\_name}},{{last\_name}},{{order\_id}},{{order\_total}}  
variables in your SMS text.

## 7. Order Shipment Notification Settings

Customers will get notification when their shipment is off for delivery. Admin will also be notified for the same. This feature will be enabled when the following settings are configured:

- **Order Shipment Notification:** Enable order shipment notification to customers.
- **SMS Text for Customers:** Add order shipment notification text to send to customers.
- **Order Shipment Notification to Admin:** Enable order shipment notification text to send to admin.
- **SMS Text For Admin:** Add order shipment notification text to send to admin.



**Order Shipment Notification Settings**

Order Shipment Notification:

SMS Text for Customers: Shipped: Your order with {{order\_id}} at {{shop\_name}} has been shipped with {{shipment\_id}}. It will arrive soon at your doorstep.

Order Shipment Notification to Admin:

SMS Text For Admin: Shipped: An order of customer {{first\_name}} {{last\_name}} with {{order\_id}} has been shipped with {{shipment\_id}}.

▲ You can make use of {{shop\_name}},{{shop\_url}}, {{first\_name}},{{last\_name}},{{shipment\_id}}, {{order\_id}} variables in your SMS text.

**Callouts:**

- Enable order shipment notification to customers from here
- Add order shipment notification text to send to customers
- Enable order shipment notification to admin from here
- Add order shipment notification text to send to admin

## 8. Credit Memo Notification Settings

To confirm with customers that their refund request has been accepted, an SMS will be sent to customers. Similarly, admin will be notified when a credit memo is generated. Configure the following settings to enable this feature of the module.

- **Order Credit Memo Notification:** Enable refund request notification approval to customers.
- **SMS Text for Customers:** Add refund request notification approval text to send to customers.
- **Order Credit Memo Notification to Admin:** Enable credit memo generation notification to admin.
- **SMS Text for Admin:** Add credit memo generation notification text to send to admin.

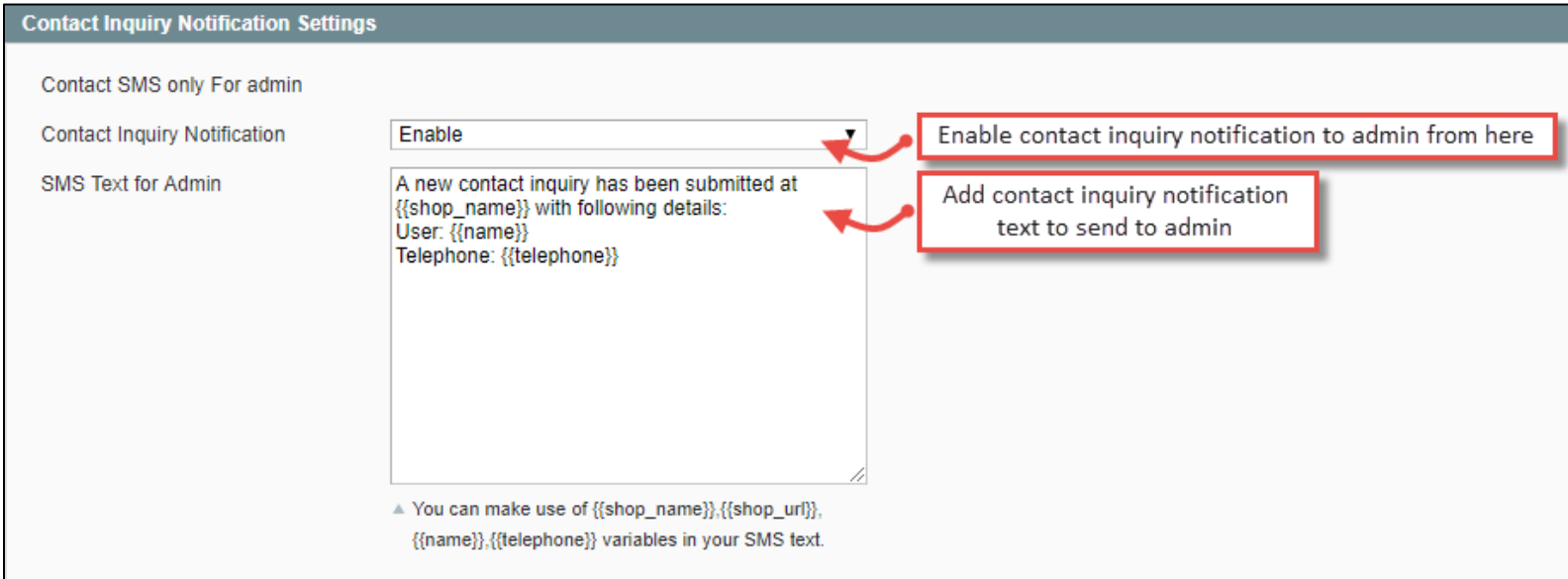
### Order Credit Memo Notification Settings

Order Credit Memo Notification	<input type="text" value="Enable"/>	<div style="border: 1px solid red; padding: 2px; display: inline-block;">Enable refund request notification to customers from here</div>
SMS Text for Customers	Hi {{first_name}} {{last_name}}, Your refund request for the order with {{order_id}} at {{shop_name}} has been successfully approved.	<div style="border: 1px solid red; padding: 2px; display: inline-block;">Add refund request notification text to send to customers</div>
▲ You can make use of {{shop_name}}, {{shop_url}}, {{first_name}}, {{last_name}}, {{creditmemo_total}}, {{order_id}} variables in your SMS text.		
Order Credit Memo Notification to Admin	<input type="text" value="Yes"/>	<div style="border: 1px solid red; padding: 2px; display: inline-block;">Enable credit memo generation notification to admin from here</div>
SMS Text For Admin	A customer with following details has requested refund: Customer: {{first_name}} {{last_name}} Order ID: {{order_id}}	<div style="border: 1px solid red; padding: 2px; display: inline-block;">Add credit memo generation notification text to send to admin</div>
▲ You can make use of {{shop_name}}, {{shop_url}}, {{first_name}}, {{last_name}}, {{creditmemo_total}}, {{order_id}} variables in your SMS text.		

## 9. Contact Inquiry Notification Settings

Admin is notified via SMS whenever there is a contact inquiry. To enable this feature, configure following settings:

- **Contact Inquiry Notification:** Enable contact inquiry notification to admin.
- **SMS Text for Admin:** Add contact inquiry notification text to send to admin.



**Contact Inquiry Notification Settings**

Contact SMS only For admin

Contact Inquiry Notification: Enable

SMS Text for Admin: A new contact inquiry has been submitted at {{shop\_name}} with following details:  
User: {{name}}  
Telephone: {{telephone}}

▲ You can make use of {{shop\_name}},{{shop\_url}}, {{name}},{{telephone}} variables in your SMS text.

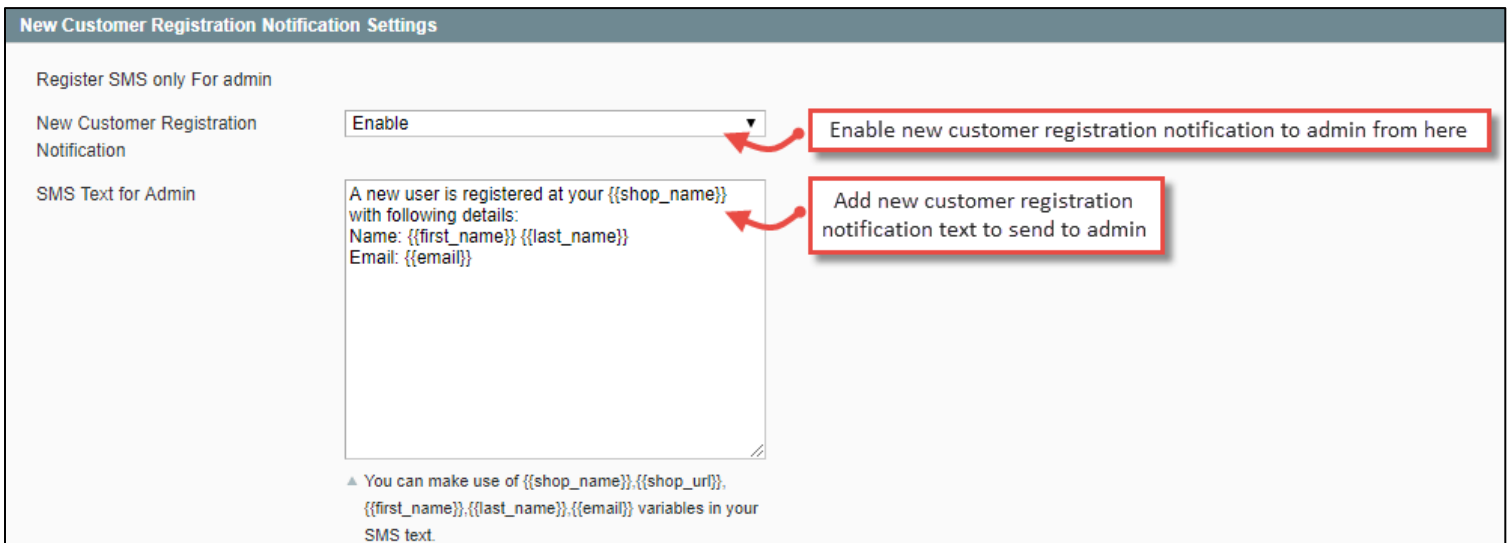
Enable contact inquiry notification to admin from here

Add contact inquiry notification text to send to admin

## 10. New Customer Registration Notification Settings

To enable notifications for admin when a new customer registration is done, configure the following settings:

- **New Customer Registration Notification:** Enable new customer registration notification to admin.
- **SMS Text for Admin:** Add new customer registration notification text to send to admin.



**New Customer Registration Notification Settings**

Register SMS only For admin

New Customer Registration Notification: Enable

SMS Text for Admin: A new user is registered at your {{shop\_name}} with following details:  
Name: {{first\_name}} {{last\_name}}  
Email: {{email}}

▲ You can make use of {{shop\_name}},{{shop\_url}}, {{first\_name}},{{last\_name}},{{email}} variables in your SMS text.

Enable new customer registration notification to admin from here

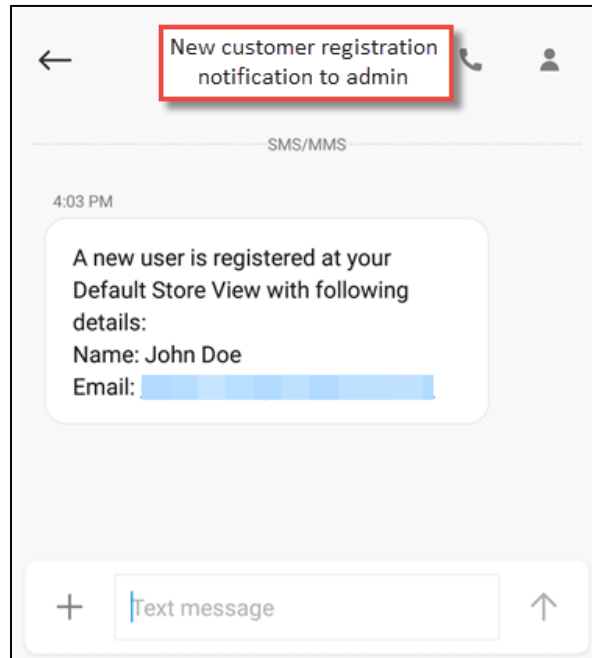
Add new customer registration notification text to send to admin



## 11. SMS Notification in Frontend

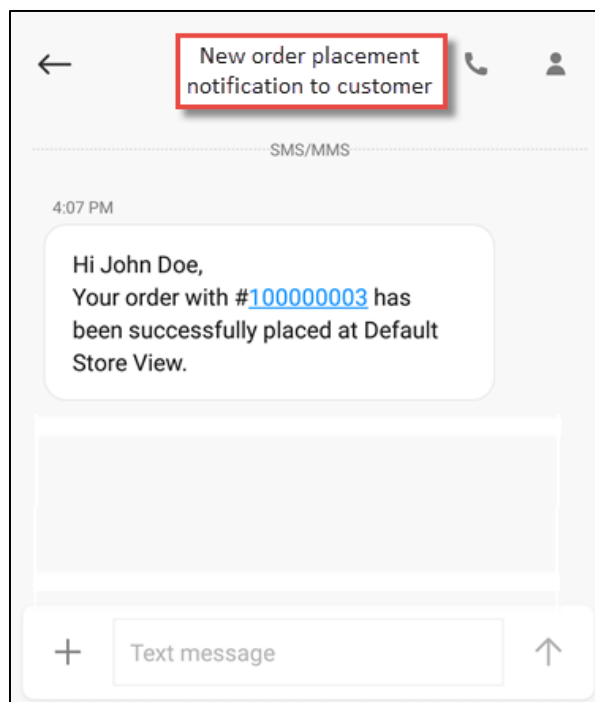
- **New Registration Notification to Admin**

When a customer registers a new account, admin will be notified as shown here:



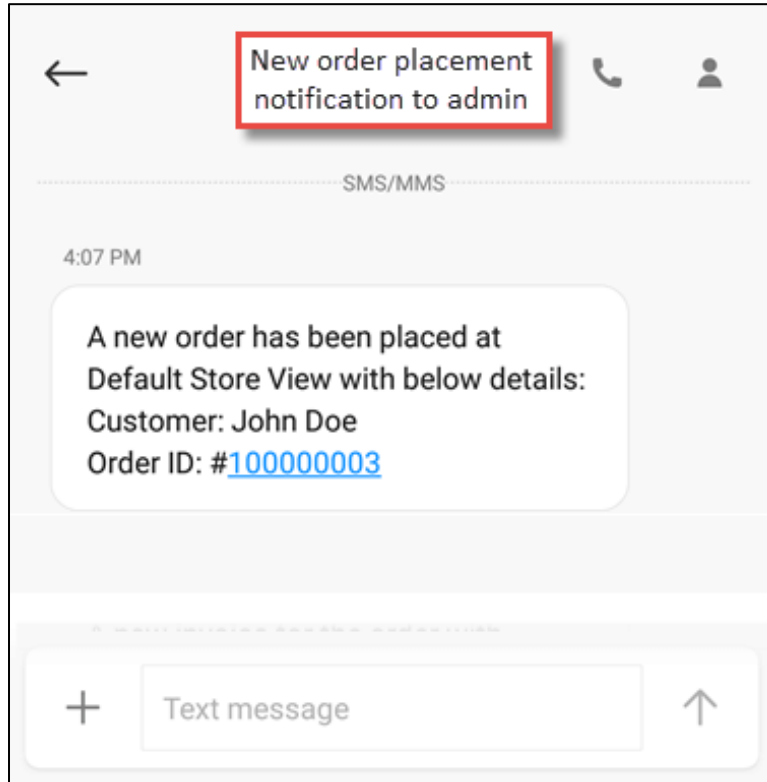
- **New Order Placement Notification to Customer**

A notification of acknowledgement of the order placed is sent to customers as shown here.



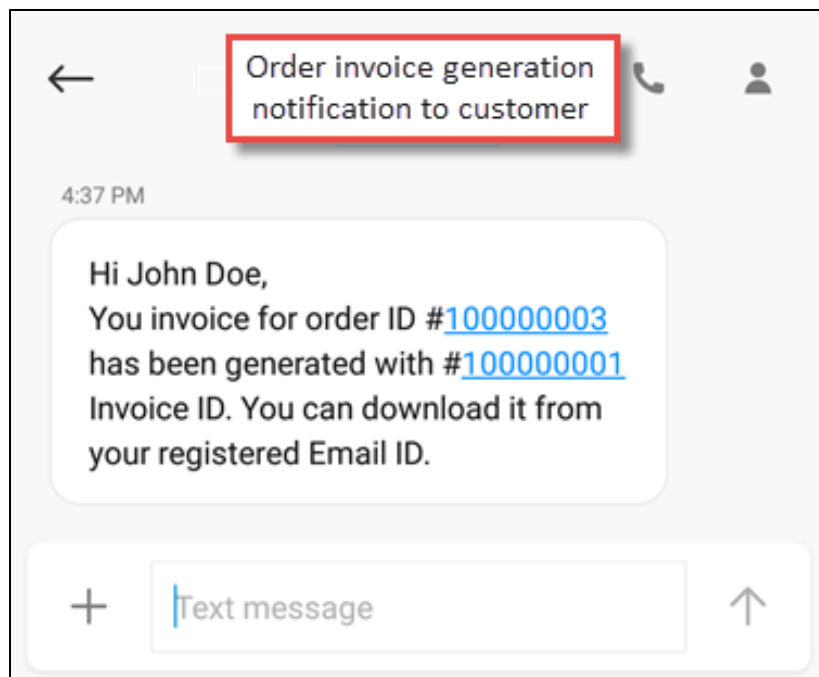
- **New Order Placement Notification to Admin**

Admin is notified when a new order is placed in the store as shown below:



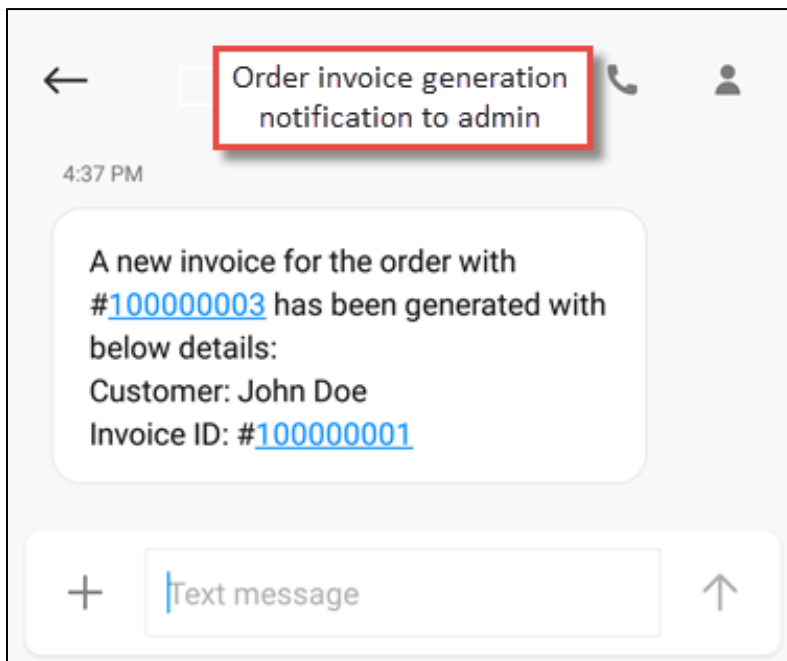
- **Order Invoice Generation Notification to Customers**

When an Order Invoice will be generated, a notification as shown below will be sent to customers.



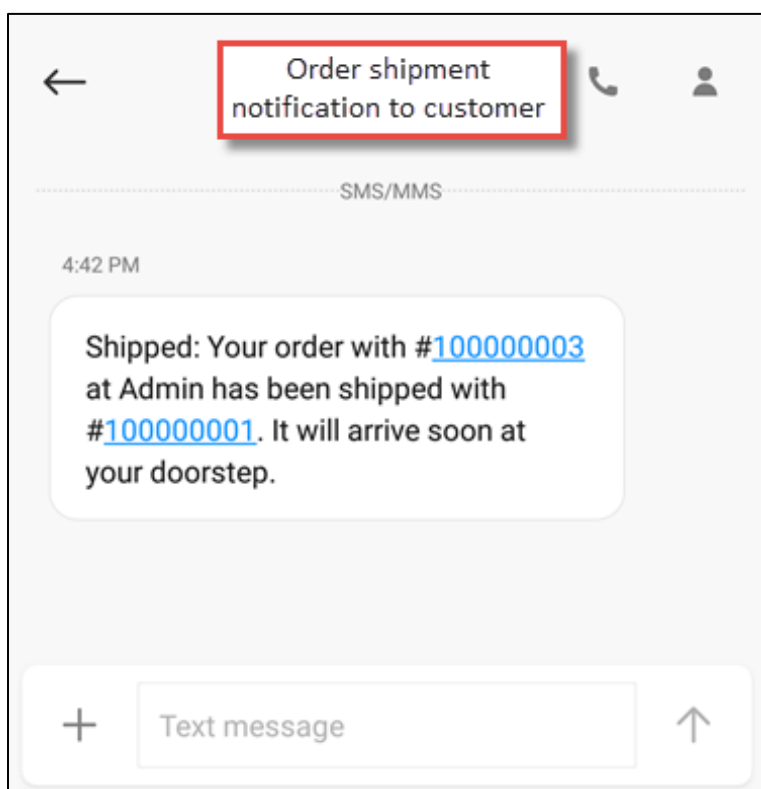
- **Order Invoice Generation Notification to Admin**

When an Order Invoice will be generated, a notification as shown below will be sent to Admin.



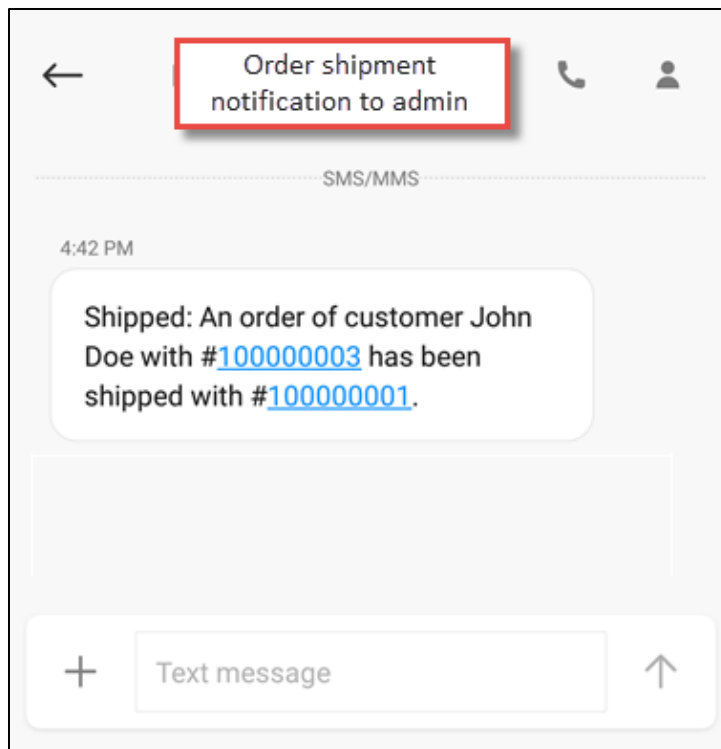
- **Order Shipment Notification to Customer**

Customers will get notified at the time of order shipment via SMS as shown here:



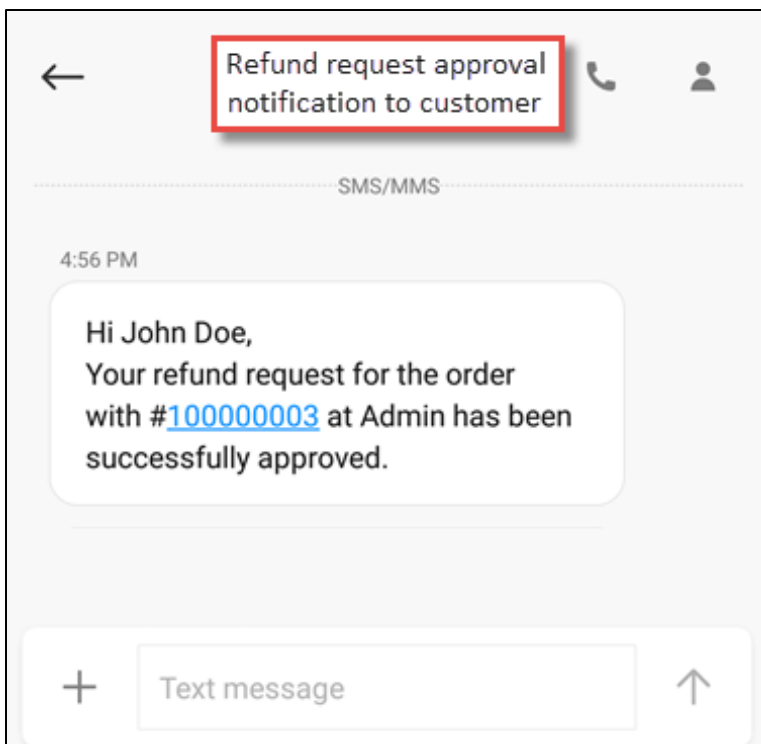
- **Order Shipment Notification to Admin**

Order Shipment activity will be notified to admin via SMS as shown here.



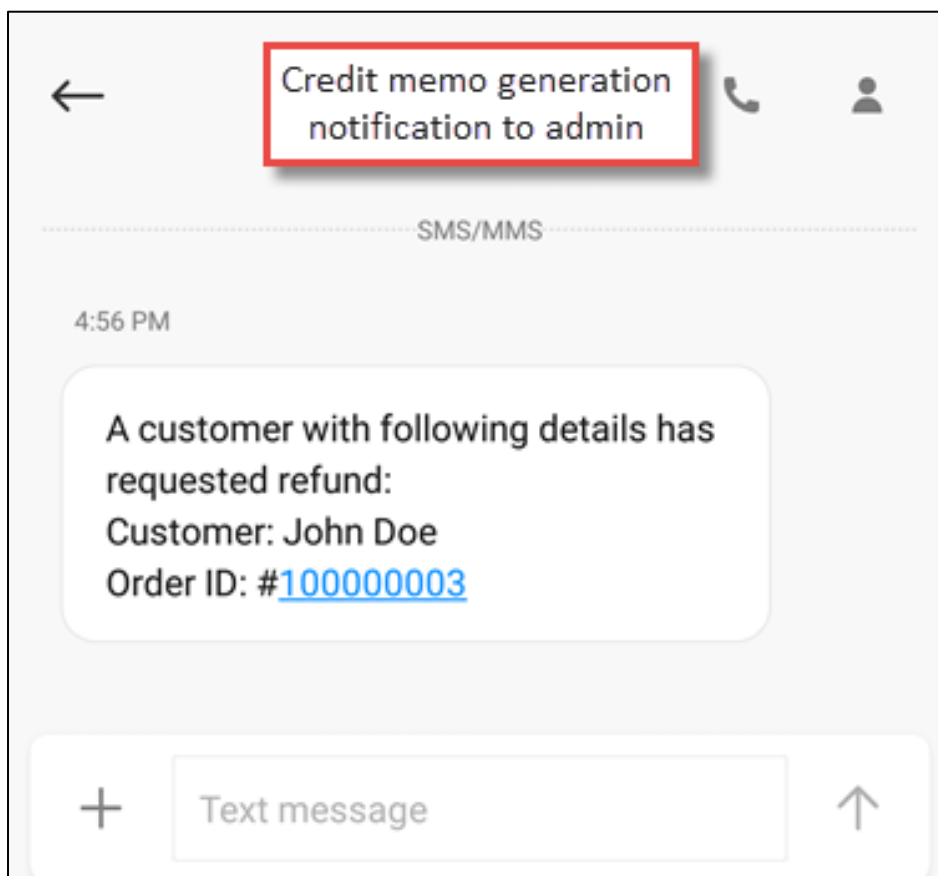
- **Refund Request Notification to Customer**

When a customer's refund request is approved, he/she will be notified as below:



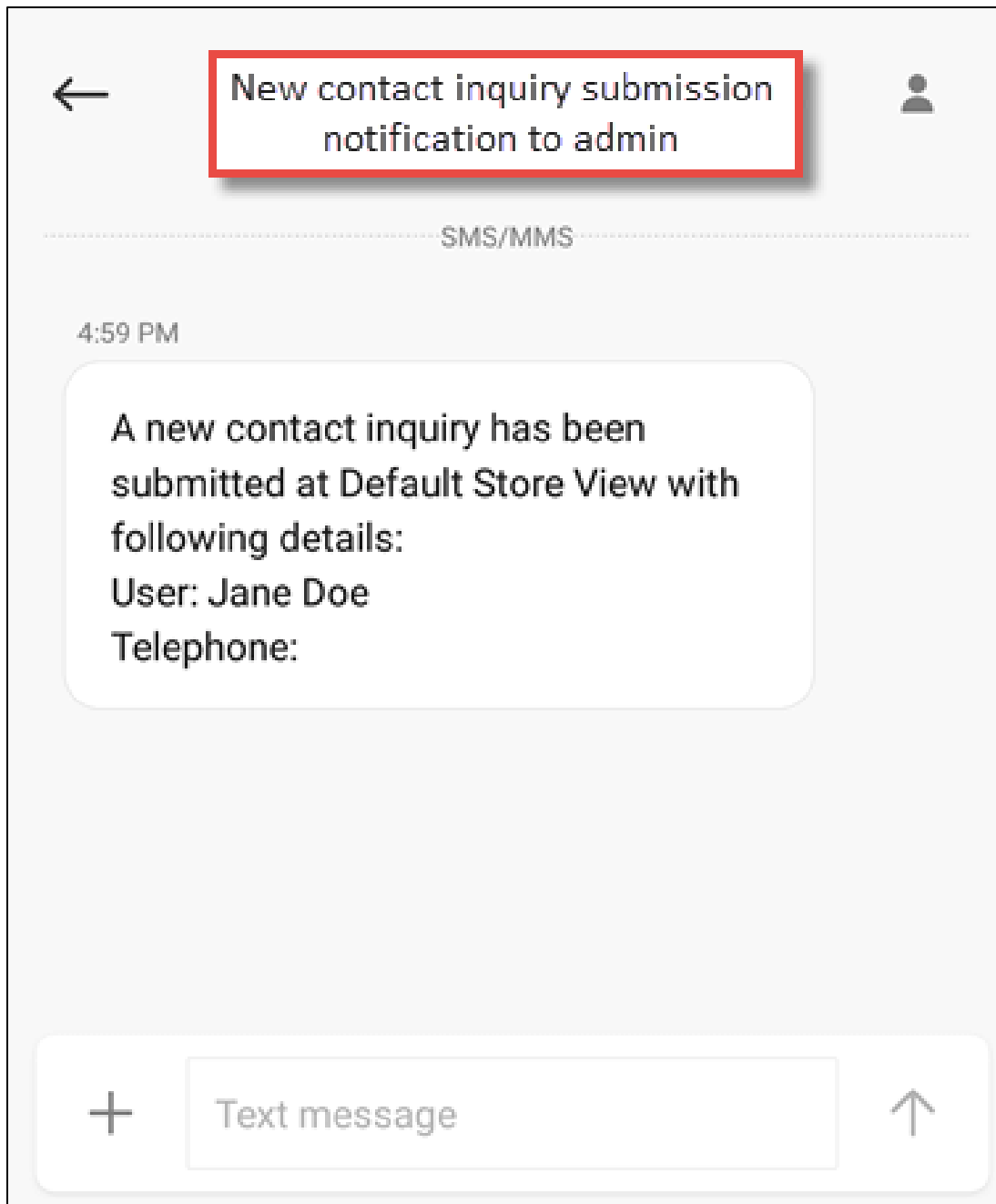
- **Credit Memo Generation Notification to Admin**

Credit memo generation notification sent to admin is as below:



- **New Contact Inquiry Notification to Admin**

Whenever a customer inquiry occurs, admin is notified via an SMS as below:



If you have any question or need support, Contact us at <https://meetanshi.com/contacts/>