

PayPal Multi Currency for Magento

User Guide



Table of Content

1. [Extension Installation Guide](#)
2. [Configuration](#)
3. [Base Currency Setup](#)
4. [PayPal Multi Currency In Frontend](#)

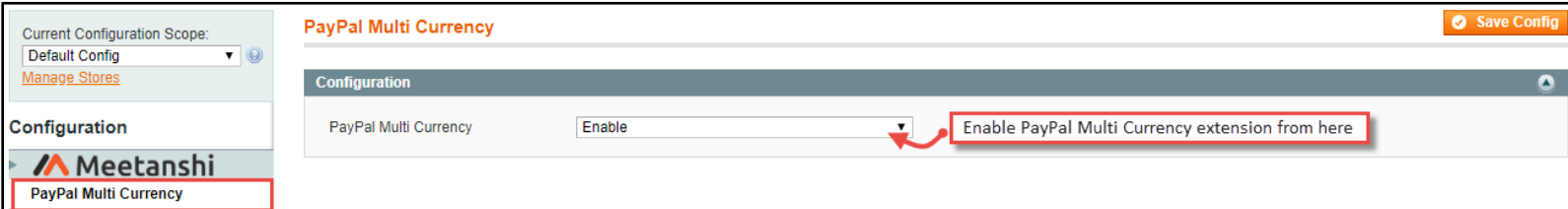
1. Extension Installation

- Upload or copy all folders in the zip package to your Magento root folder. It doesn't overwrite any existing files but just adds new files to the folder structure.
- Once done, log in your Magento admin panel, go to **System → Cache Management**, select all caches and refresh.
- Navigate to **System → Configuration**, if you can see the extension tab, it is installed properly.
- If you get Access denied error, you need to log out admin panel and log in again.

2. Configuration

To configure the extension, log to Magento backend, move to **System → Configuration → PayPal Multi Currency** where you can find various settings to configure the extension.

- **PayPal Multi Currency:** Enable the PayPal Multi Currency extension.

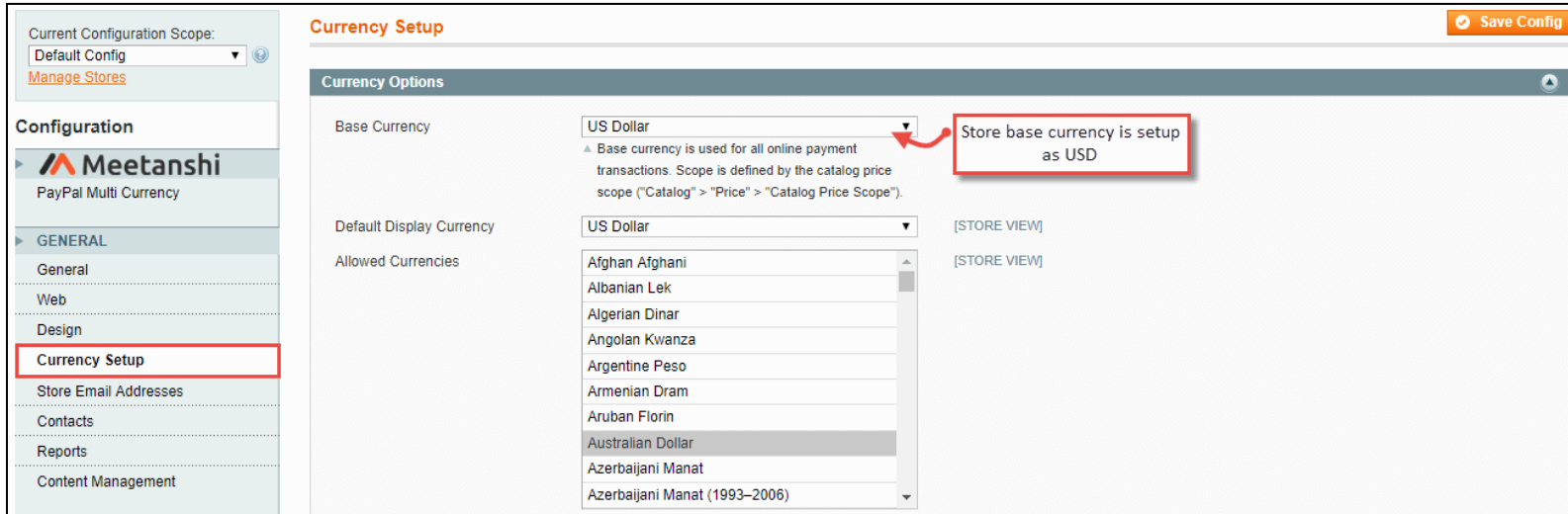


The screenshot shows the Magento Configuration interface for the PayPal Multi Currency extension. On the left, the 'Current Configuration Scope' is set to 'Default Config'. The 'Configuration' sidebar shows the 'PayPal Multi Currency' extension selected. The main configuration area has a dropdown menu for 'PayPal Multi Currency' set to 'Enable'. A red box highlights the dropdown, with a red arrow pointing to it and a text box containing the instruction 'Enable PayPal Multi Currency extension from here'. A 'Save Config' button is visible in the top right corner.

3. Base Currency Setup

Default Magento requires to setup base currency to show products and services in frontend. The figure shows the set Magento store base currency for example.

- **Base Currency:** Setup store base currency, here it is setup as USD.

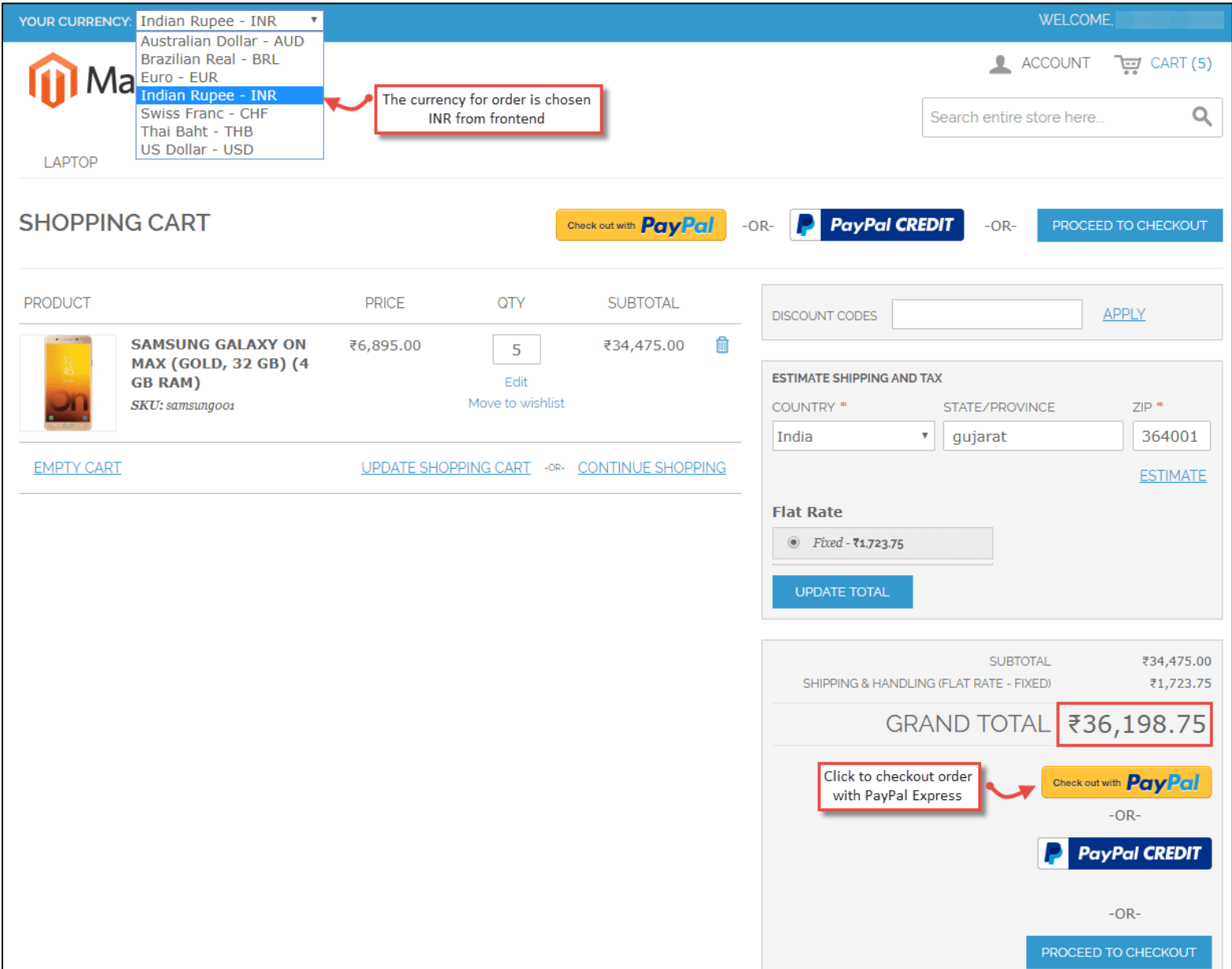


The screenshot displays the Magento Admin Panel configuration page for Currency Setup. On the left, a navigation menu shows 'Currency Setup' highlighted. The main content area is titled 'Currency Setup' and includes a 'Save Config' button in the top right corner. Under the 'Currency Options' section, the 'Base Currency' is set to 'US Dollar'. A red box highlights this selection with the text 'Store base currency is setup as USD'. Below this, the 'Default Display Currency' is also set to 'US Dollar' and the 'Allowed Currencies' list includes various international currencies such as 'Afghan Afghani', 'Albanian Lek', 'Algerian Dinar', 'Angolan Kwanza', 'Argentine Peso', 'Armenian Dram', 'Aruban Florin', 'Australian Dollar', 'Azerbaijani Manat', and 'Azerbaijani Manat (1993–2006)'. A tooltip explains that the base currency is used for all online payment transactions and its scope is defined by the catalog price scope.

4. PayPal Multi Currency in frontend

- **Currency chosen in Shopping Cart in Frontend**


From frontend, customers choose their preferred currency to add products to cart and checkout. Here, for example, customer has selected INR as the order currency.



The screenshot displays the Magento shopping cart interface. At the top, a dropdown menu for 'YOUR CURRENCY:' is open, showing options like Indian Rupee - INR, Australian Dollar - AUD, and others. A red box highlights 'Indian Rupee - INR' with the text 'The currency for order is chosen INR from frontend'. The cart contains one item: 'SAMSUNG GALAXY ON MAX (GOLD, 32 GB) (4 GB RAM)' with a price of ₹6,895.00 and a quantity of 5, totaling ₹34,475.00. The checkout section shows shipping and tax estimates, a flat rate of ₹1,723.75, and a grand total of ₹36,198.75. A red box highlights the 'Check out with PayPal' button with the text 'Click to checkout order with PayPal Express'.

YOUR CURRENCY: **Indian Rupee - INR** (selected)
WELCOME, [ACCOUNT] [CART (5)]
Search entire store here...

SHOPPING CART [Check out with PayPal](#) -OR- [PayPal CREDIT](#) -OR- [PROCEED TO CHECKOUT](#)

PRODUCT	PRICE	QTY	SUBTOTAL
 SAMSUNG GALAXY ON MAX (GOLD, 32 GB) (4 GB RAM) SKU: samsung001	₹6,895.00	5	₹34,475.00

[EMPTY CART](#) [UPDATE SHOPPING CART](#) -OR- [CONTINUE SHOPPING](#)

DISCOUNT CODES [APPLY](#)

ESTIMATE SHIPPING AND TAX
COUNTRY: India | STATE/PROVINCE: gujarat | ZIP: 364001
[ESTIMATE](#)

Flat Rate
 Fixed - ₹1,723.75
[UPDATE TOTAL](#)

SUBTOTAL: ₹34,475.00
SHIPPING & HANDLING (FLAT RATE - FIXED): ₹1,723.75
GRAND TOTAL: ₹36,198.75

[Click to checkout order with PayPal Express](#) [Check out with PayPal](#) -OR- [PayPal CREDIT](#) -OR- [PROCEED TO CHECKOUT](#)

- **PayPal Redirection:**

Default behavior of Magento is to redirect to PayPal by replacing the selected currency (INR) to the base currency (USD). But with the extension, it redirects and allows to pay with the preferred currency on the PayPal. One such example, is shown here:

test facilitator's Test Store



₹ 36,198.75 INR

Even if the base currency was set to USD, customer get redirected to PayPal with currency selected in shopping cart i.e INR

Have a PayPal account?

Log In

or

Pay with debit or credit card

Your financial details won't be shared with the merchant.

Country
India



Card number

Expiry Date

CVV



First name

Last name



PayPal is the safer, faster way to pay

No matter where you shop, we help keep your financial information more secure.

If you have any question or need support, Contact us at <https://meetanshi.com/contacts/>