

Mobile Login for Magento

User Guide

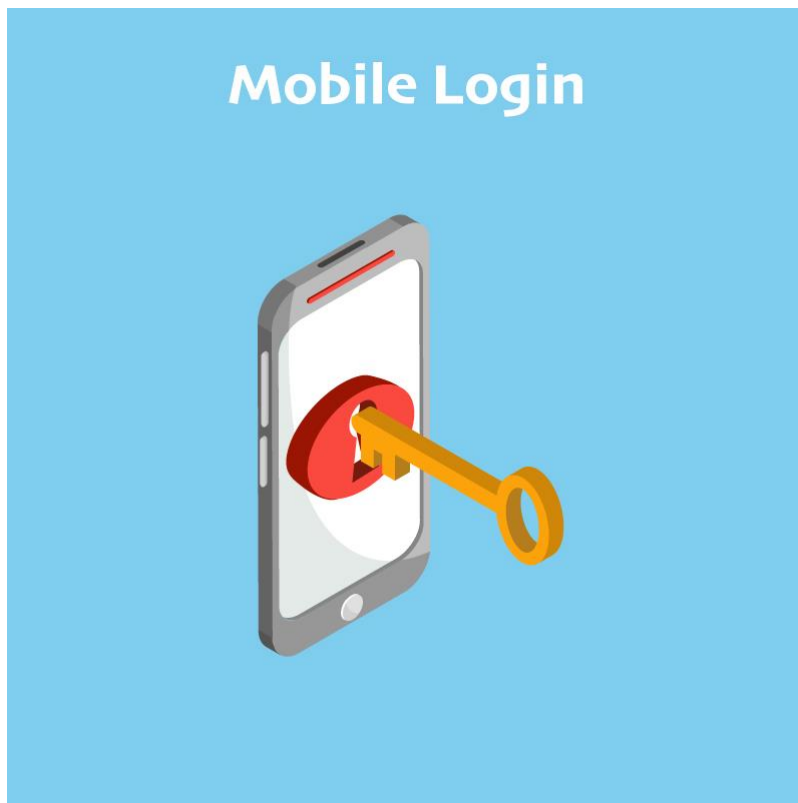


Table of Content

1. [Extension Installation](#)
2. [Configuration](#)
3. [API Settings](#)
4. [OTP Custom SMS Settings](#)
5. [Mobile Login in Frontend](#)

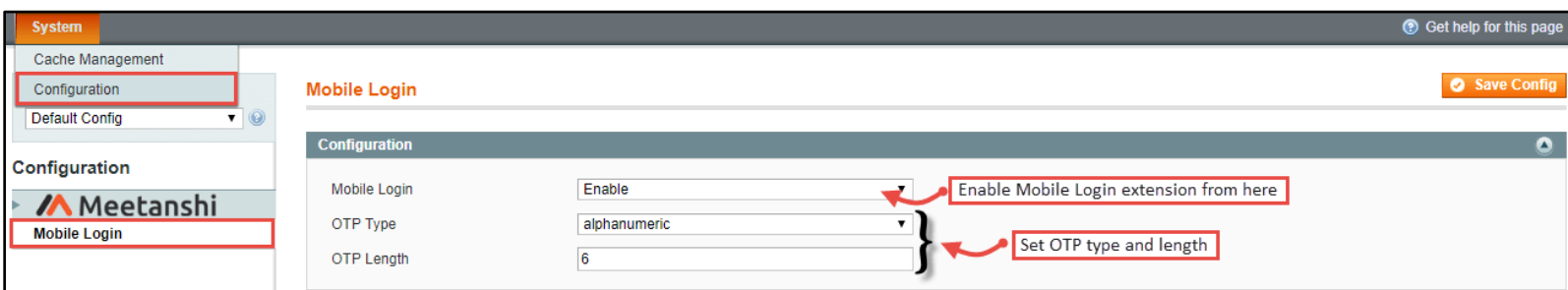
1. Extension Installation

- Upload or copy all folders in the zip package to your Magento root folder. It doesn't overwrite any existing files but just adds new files to the folder structure.
- Once done, log in your Magento admin panel, go to **System → Cache Management**, select all caches and refresh.
- Navigate to **System → Configuration**, if you can see the extension tab, it is installed properly.
- If you get Access denied error, you need to log out admin panel and log in again.

2. Configuration

For configuring the extension, login to Magento, move to **System → Configuration → Mobile Login** where you can find various settings to enable the extension.

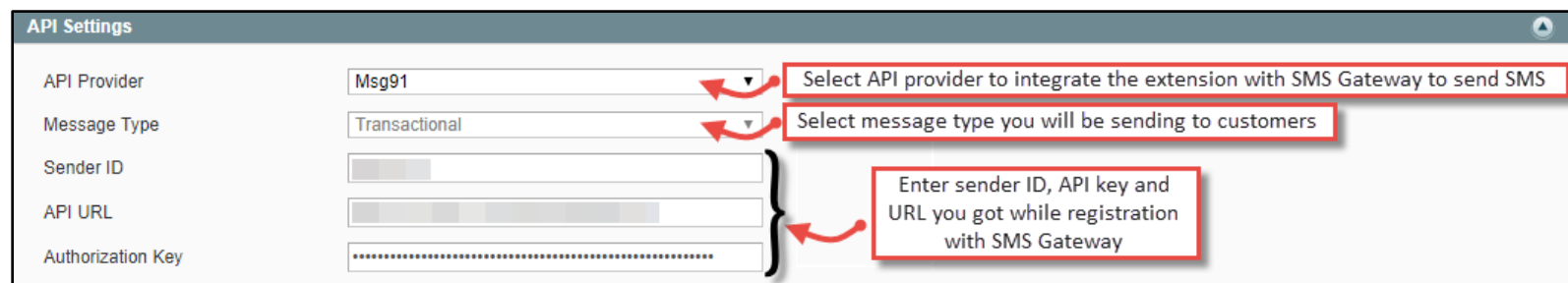
- **Mobile Login:** Enable the Mobile Login extension.
- **OTP Type:** Set the OTP type from the drop down menu.
- **OTP Length:** Set the OTP length.



3. API Settings

One needs to configure the API settings using the details received while registering with an SMS gateway:

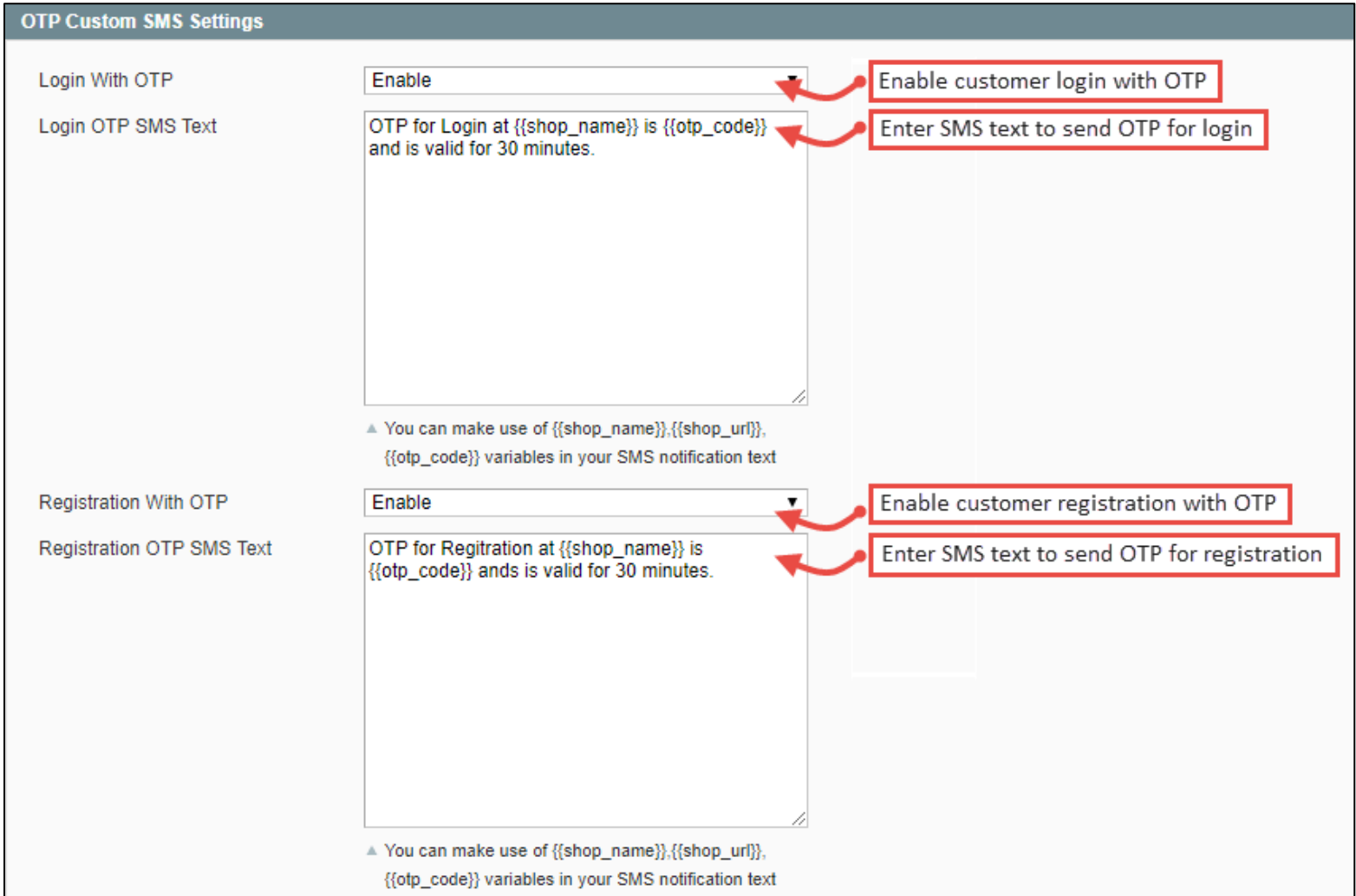
- **API Provider:** Select API provider of the preferred SMS gateway to send SMS.
- **Message Type:** Select the message type from the drop down menu.
- **Sender ID:** Add the sender ID.
- **API URL:** Add the API key received while registration.
- **Authorization Key:** Add authorization key received while registration.



4. OTP Custom SMS Settings

Configure the following OTP SMS settings for Mobile Login for verification and hence security.

- **Login with OTP:** Enable customer login with OTP.
- **Login OTP SMS Text:** Enter SMS text to send OTP for login.
- **Registration with OTP:** Enable customer registration with OTP.
- **Registration OTP SMS Text:** Enter SMS text to send OTP for registration.



OTP Custom SMS Settings

Login With OTP: Enable

Login OTP SMS Text: OTP for Login at {{shop_name}} is {{otp_code}} and is valid for 30 minutes.

▲ You can make use of {{shop_name}}, {{shop_url}}, {{otp_code}} variables in your SMS notification text

Registration With OTP: Enable

Registration OTP SMS Text: OTP for Regitration at {{shop_name}} is {{otp_code}} ands is valid for 30 minutes.

▲ You can make use of {{shop_name}}, {{shop_url}}, {{otp_code}} variables in your SMS notification text

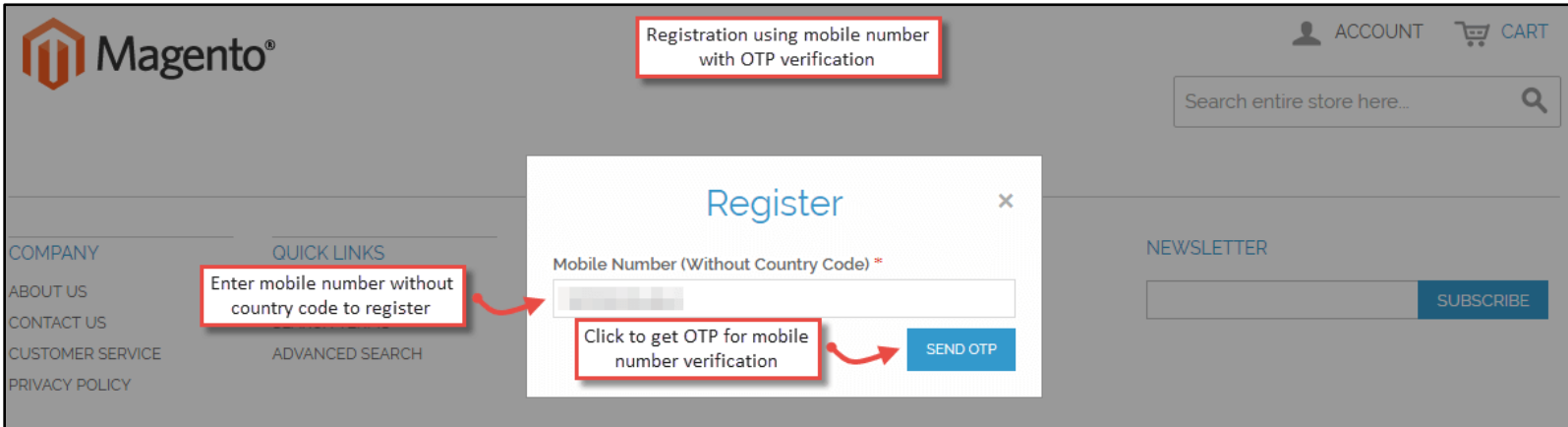
- **Forgot Password with OTP:** Enable reset password with OTP.
- **Forgot Password OTP SMS Text:** Enter SMS text to send OTP for reset password.
- **Update Mobile Number with OTP:** Enable customer mobile number update with OTP.
- **Update Mobile Number OTP SMS Text:** Enter SMS text to send OTP for customer mobile number update.

Forgot Password With OTP	<input type="text" value="Enable"/>	Enable reset password with OTP
Forgot Password OTP SMS Text	<p>OTP to Reset Password at {{shop_name}} is {{otp_code}} and is valid for 30 minutes.</p> <p>▲ You can make use of {{shop_name}},{{shop_url}}, {{otp_code}} variables in your SMS notification text</p>	Enter SMS text to send OTP for reset password
Update Mobile Number With OTP	<input type="text" value="Enable"/> <p>▲ Allows customers to update their mobile number from their My Account section.</p>	Enable customer mobile number update with OTP
Update Mobile Number OTP SMS Text	<p>OTP to Update Mobile Number at {{shop_name}} is {{otp_code}} and is valid for 30 minutes.</p> <p>▲ You can make use of {{shop_name}},{{shop_url}}, {{otp_code}} variables in your SMS notification text</p>	Enter SMS text to send OTP for customer mobile number update

5. Mobile Login in Frontend

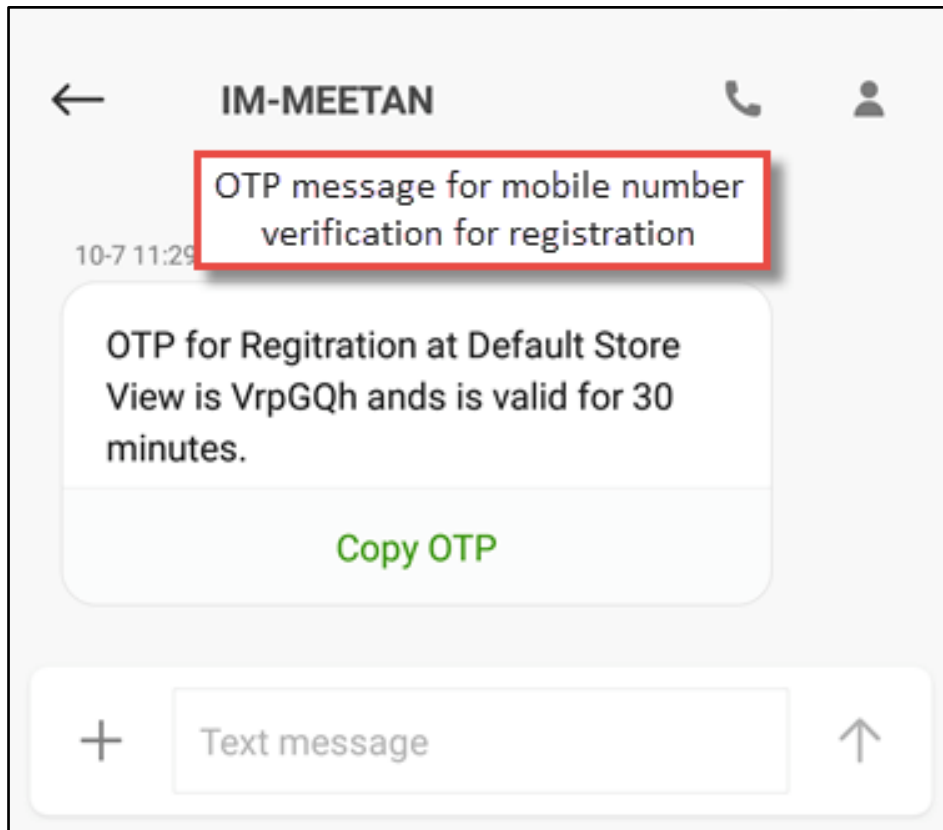
- **Registration with OTP from frontend**

Once you configure the OTP settings, the users will be able to register an account using mobile number after OTP verification, as shown here.



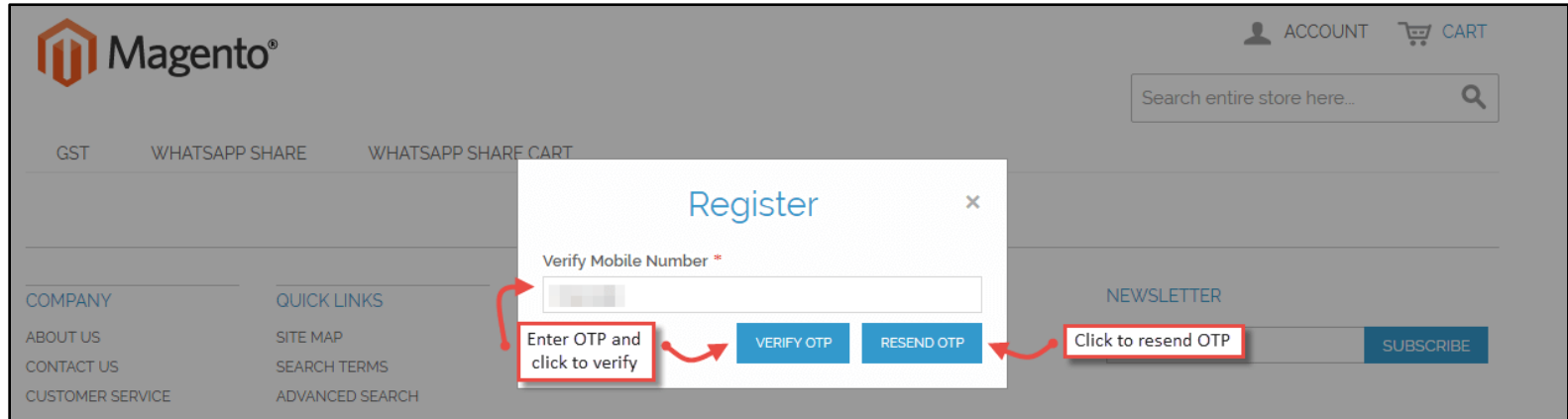
- **OTP SMS for Registration**

When the user registers with mobile number, a verification SMS with OTP is received to enter OTP for registration and verify the mobile number.



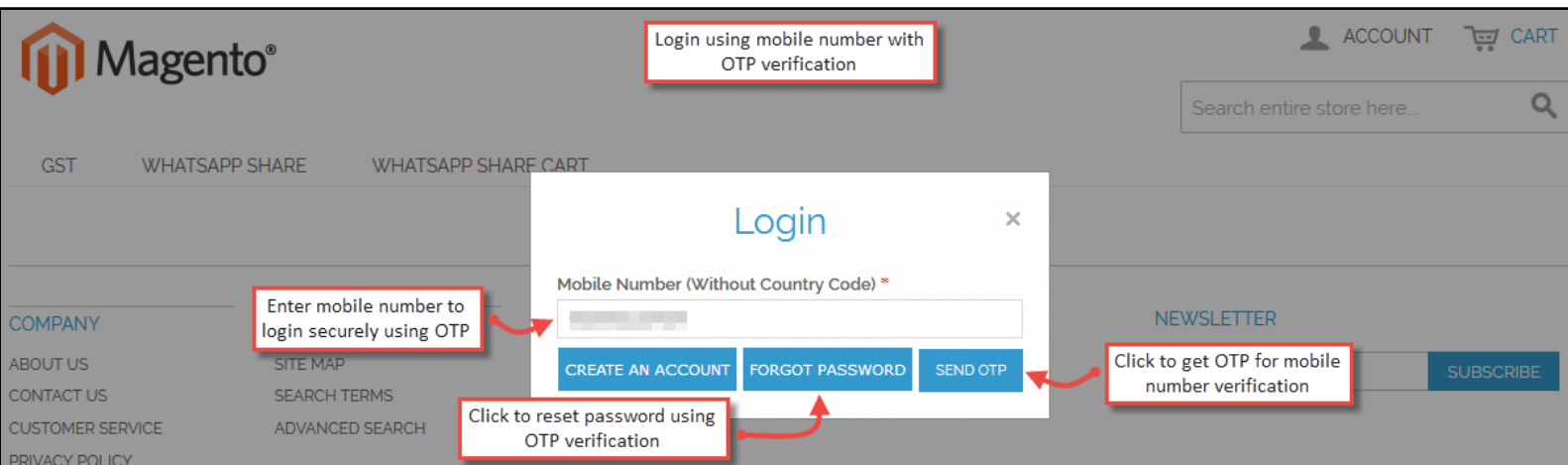
- **Mobile Number Verification Using OTP for Registration**

The user can verify the mobile number using OTP for registration in the below shown screen. The option to resend OTP is also available here.



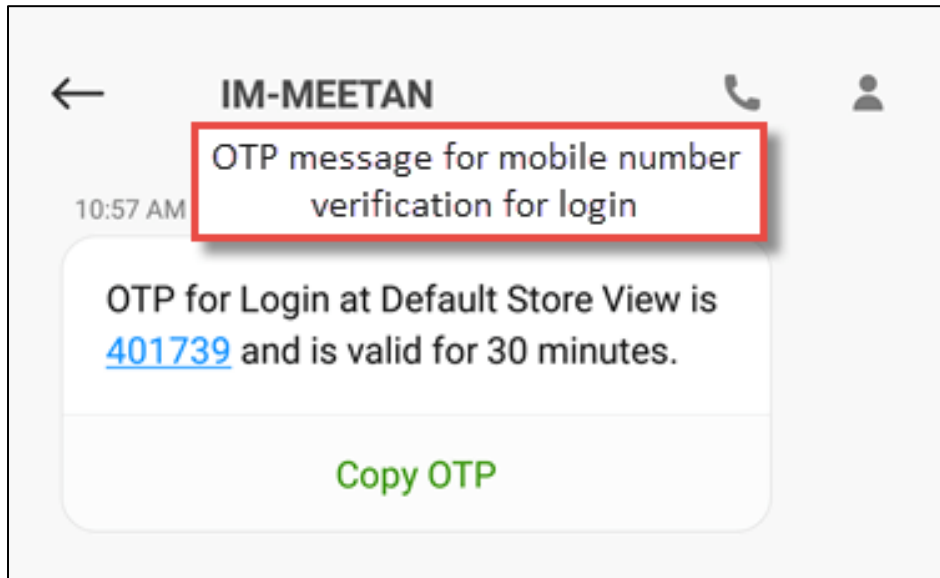
- **Mobile Number Verification Using OTP for Login**

The user can verify the mobile number using OTP for login in the below shown screen. The Forgot Password button is also available here in case the user needs to reset password.



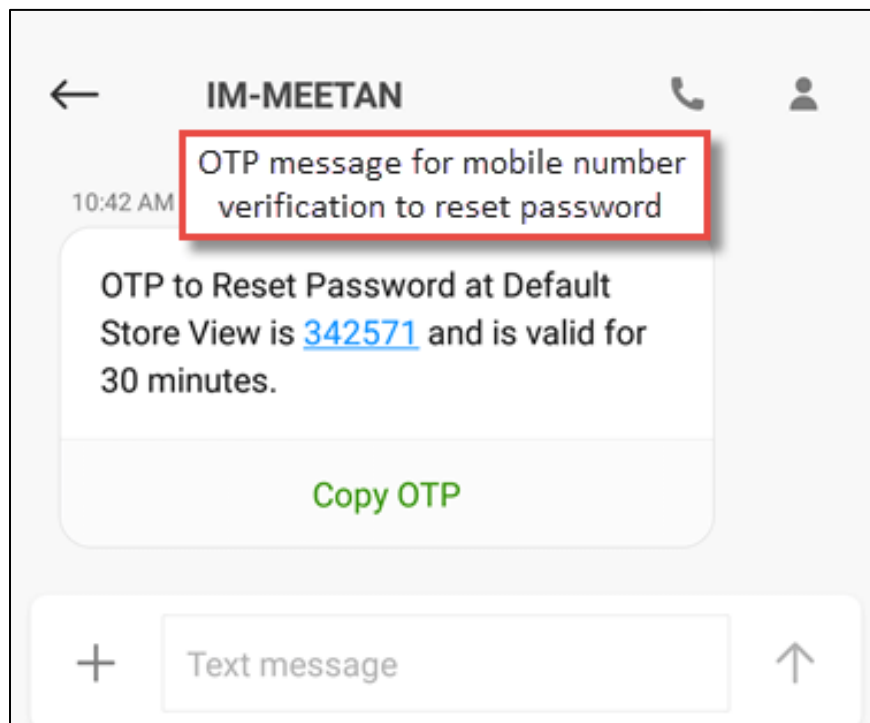
- **OTP SMS for Login**

The OTP SMS is sent to user for mobile number verification for login as shown here.



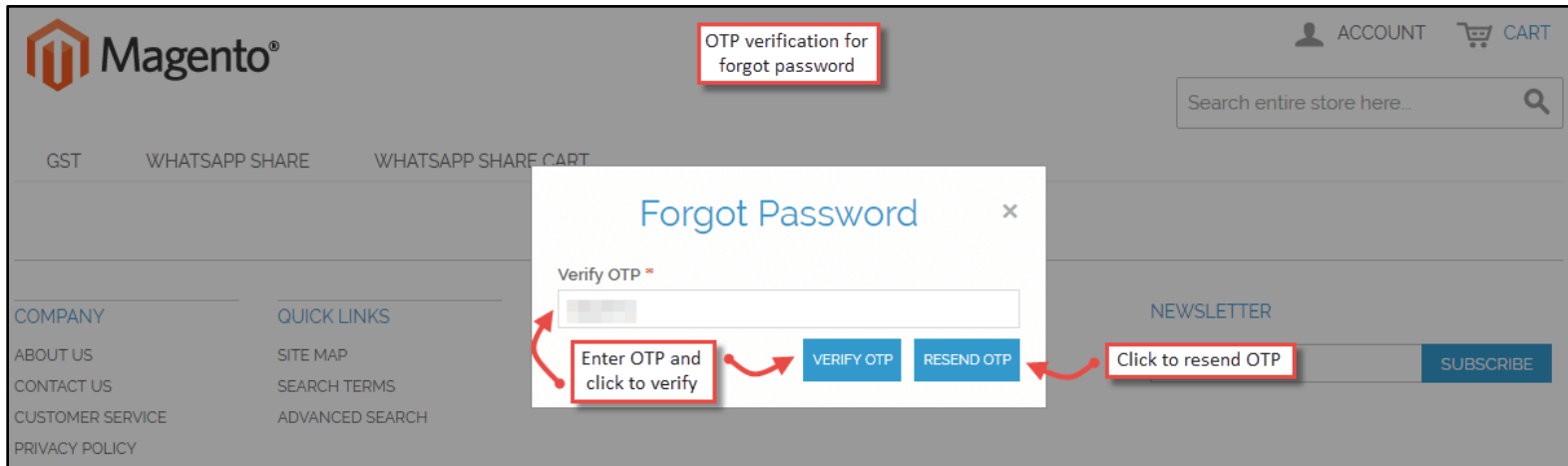
- **OTP SMS for Forgot Password**

The OTP SMS is sent to user for mobile number verification to reset password when he clicks forgot password as shown below.



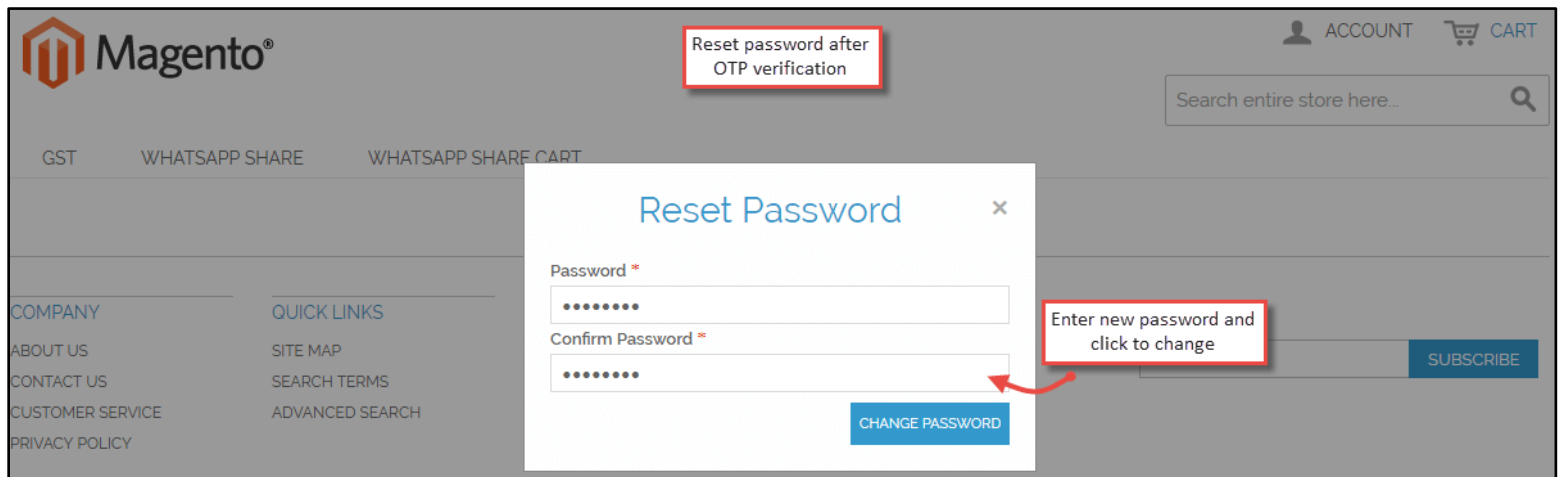
- **OTP Verification for Forgot Password**

The user needs to verify the mobile number by entering the OTP for forgot password.



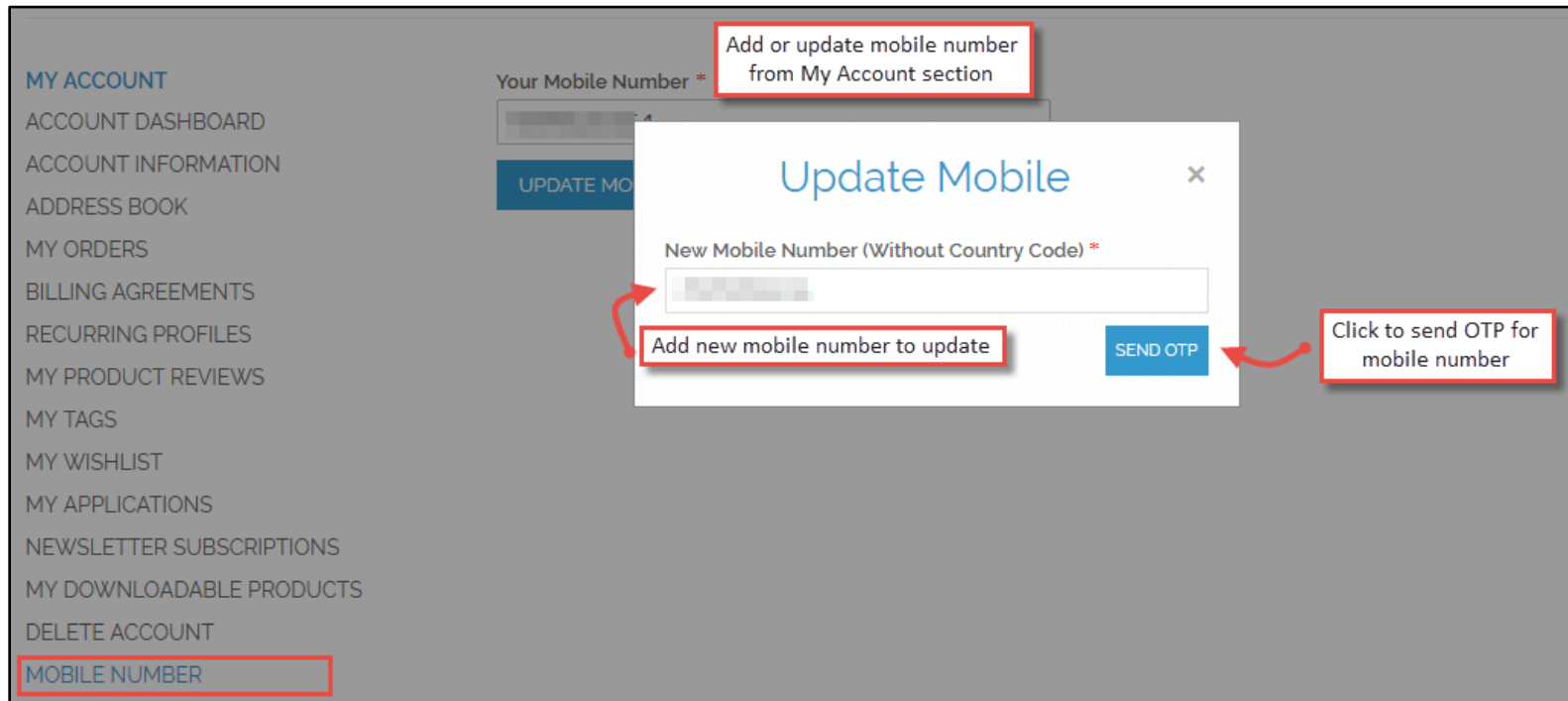
- **Reset Password**

Once the mobile number is verified, the user can reset the password and change it.



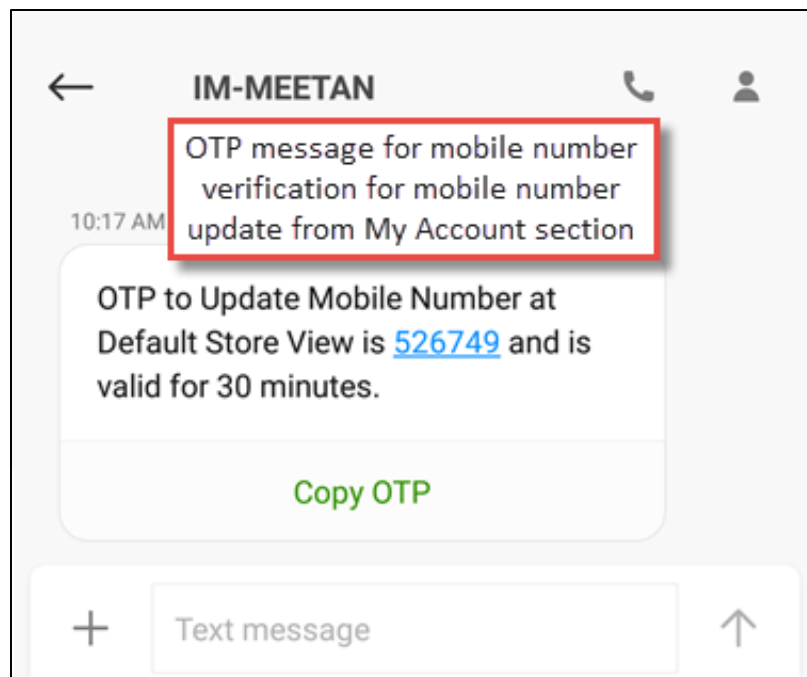
- **Mobile Number Update from My Account**

The user can add or update mobile number from their My Account section under Mobile Number tab. Simply add mobile number and click Send OTP to get verification OTP message.



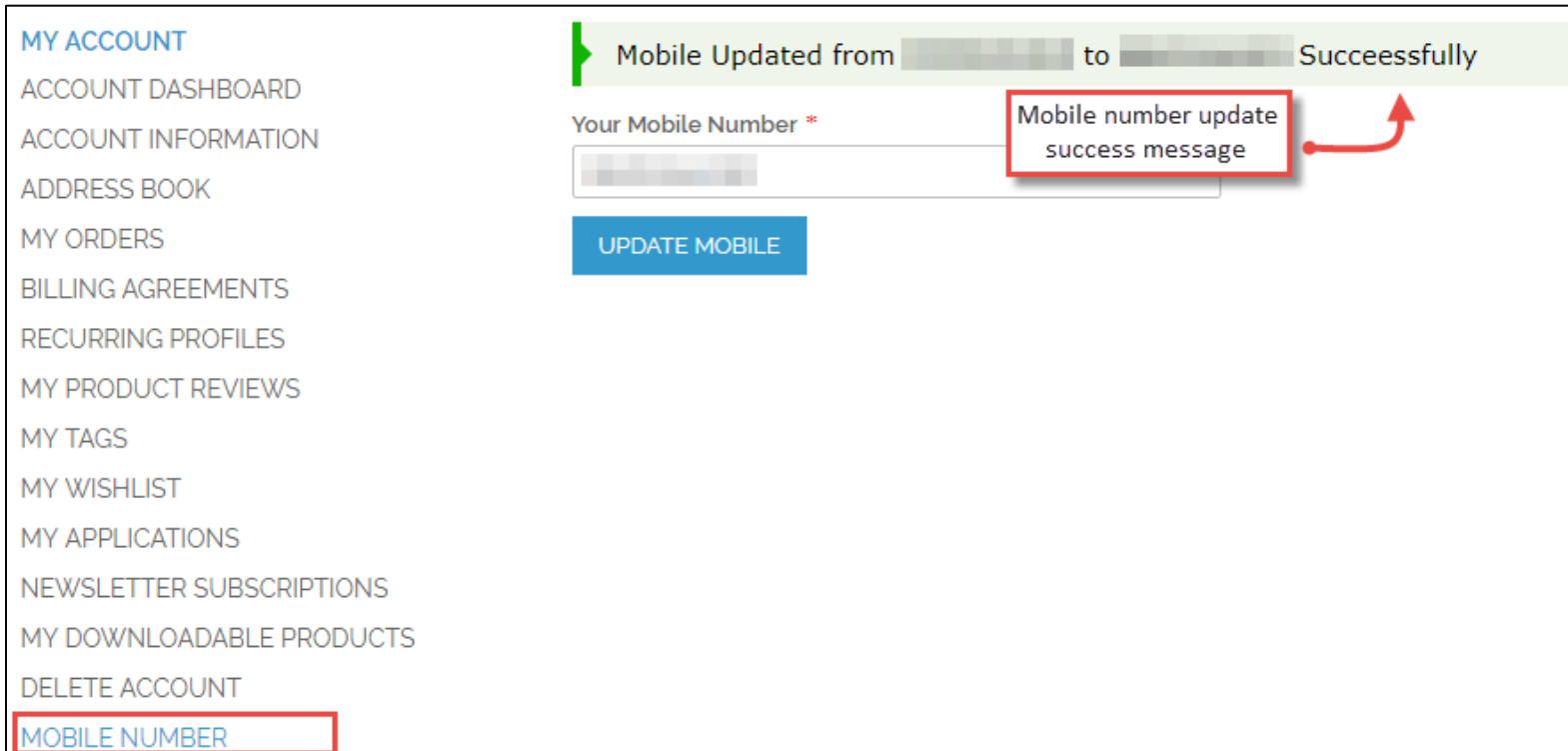
- **OTP SMS for Mobile Number Update**

The added or updated mobile number is to be verified using OTP. The OTP is received in the SMS as shown here:



- **Mobile Number Update Success Message**

Once the mobile number is verified, the user receives a success message in My Account for the acknowledgement of the same.



MY ACCOUNT

- ACCOUNT DASHBOARD
- ACCOUNT INFORMATION
- ADDRESS BOOK
- MY ORDERS
- BILLING AGREEMENTS
- RECURRING PROFILES
- MY PRODUCT REVIEWS
- MY TAGS
- MY WISHLIST
- MY APPLICATIONS
- NEWSLETTER SUBSCRIPTIONS
- MY DOWNLOADABLE PRODUCTS
- DELETE ACCOUNT
- MOBILE NUMBER**

Mobile Updated from [redacted] to [redacted] Successfully

Your Mobile Number *

[redacted]

UPDATE MOBILE

Mobile number update success message

If you have any question or need support, Contact us at <https://meetanshi.com/contacts/>