

eWay Payments for Magento 2

User Guide



Table of Content

1. [Extension Installation Guide](#)
2. [Configuration](#)
3. [eWay Payments in Frontend](#)
4. [eWay Payments in Backend](#)

1. Extension Installation

- Extract the zip folder and upload our extension to root of your Magento 2 directory via FTP.
- Login to your SSH and run below commands step by step:
 - php bin/magento setup:upgrade
 - For Magento version 2.0.x to 2.1.x - php bin/magento setup:static-content:deploy
 - For Magento version 2.2.x & above - php bin/magento setup:static-content:deploy -f
 - php bin/magento cache:flush
- That's it.

2. Configuration

For configuring the extension, login to Magento 2, move to **Sales → Payments Method** where you can find various settings to enable the extension.

- **Enabled:** Set "YES" to enable the payment method.
- **Connection Type:** Select the connection type, Direct Connection or Responsive Shared Pages, from the dropdown list.
- **Title:** Set the title for the payment method to be displayed in the frontend.
- **Sandbox mode:** Set "YES" to enable the sandbox mode for testing purpose.
- **Live API Key:** Add live API key received while registration with eWay Gateway.
- **Live API Password:** Add live API password received while registration with eWay Gateway.
- **Live Client-Side Encryption key:** Add live encryption key received while registration with eWay Gateway.
- **Sandbox API Key:** Add sandbox API Key received while registration with eWay Gateway.
- **Sandbox API Password:** Add sandbox API password received while registration with eWay Gateway.
- **Sandbox Client-Side Encryption key:** Add sandbox encryption key received while registration with eWay Gateway.
- **Payment Action:** Select payment action from the dropdown menu.
- **Debug:** Set "YES" to enable the debugging.
- **Credit Card Types:** Select the credit card types to allow payment with.
- **Payment from Applicable Countries:** Select countries to enable payment method for.
- **Sort Order:** Enter Sort Order for the payment method display.

Configuration 1 Eway

Store View: Default Config **Save Config**

SALES Merchant Location

Payment Methods OTHER PAYMENT METHODS: ▲

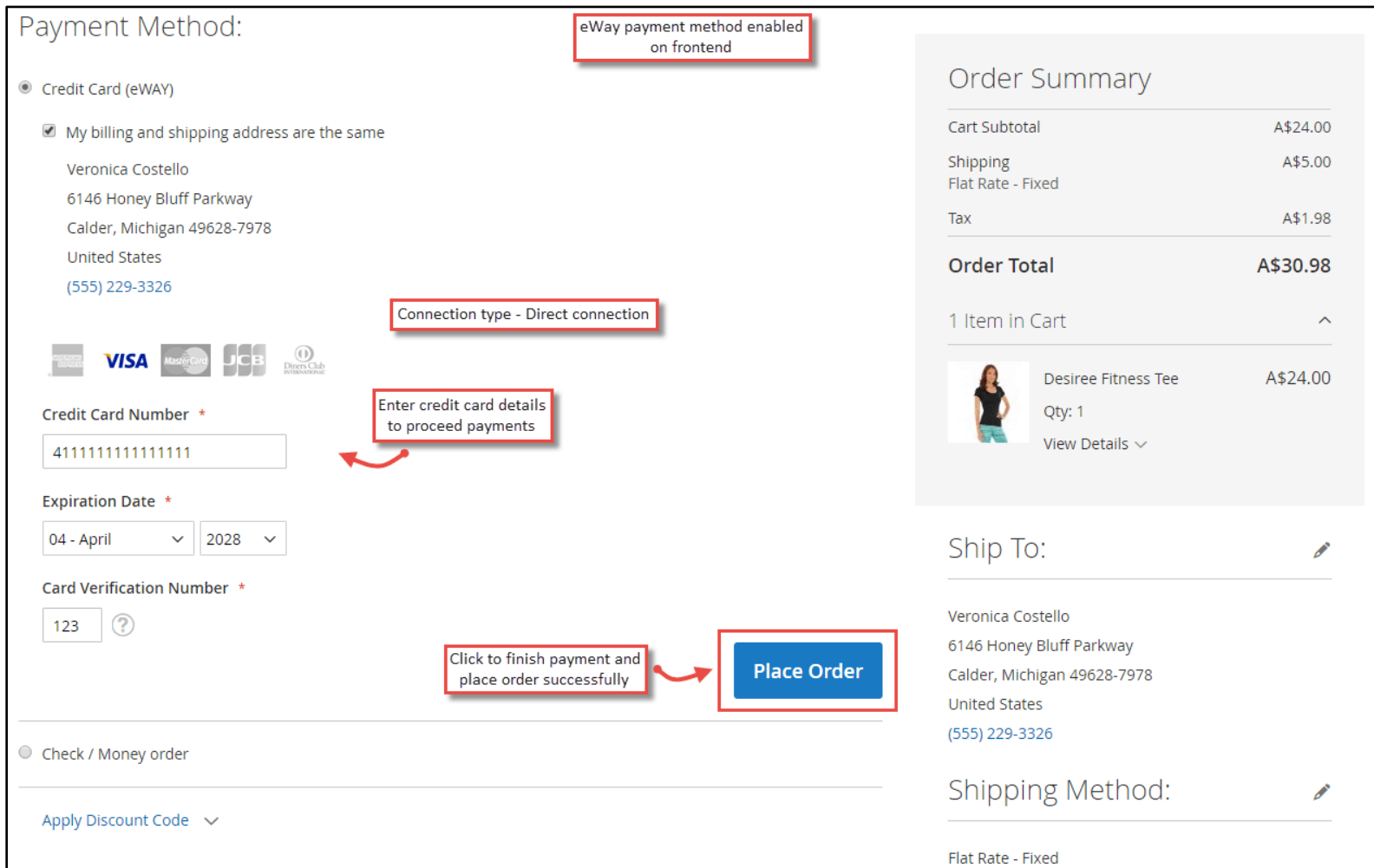
- Check / Money Order
- Cash On Delivery Payment
- eWAY
 - Enabled [website]: Yes Enable the payment method from here
 - Connection Type [website]: Direct connection Select connection type to accept payment
 - Title [store view]: Credit Card (eWAY) Set title for the payment method
 - Sandbox Mode [website]: Yes Enable sand box mode for testing purpose
 - Live API Key [website]:
 Live API Password [website]:
 [Generate Live Rapid 3.1 API Key and Password](#) Add live API key, password and encryption key you got while registration with eWay gateway
 - Live Client-side Encryption Key [website]:
 - Sandbox API Key [website]:
 Sandbox API Password [website]:
 [Generate Sandbox Rapid 3.1 API Key and Password](#) Add sandbox API key, password and encryption key you got while registration with eWay gateway
 - Sandbox Client-side Encryption Key [website]:
 - Payment Action [website]: Authorize Only Select payment action
 - Debug [website]: Yes Select YES to enable debugging
 - Credit Card Types [website]: American Express, Visa, MasterCard, JCB, Diners Select credit card types to allow payment with
 - Payment from Applicable Countries [website]: All Allowed Countries Select countries to enable payment method for
 - Payment from Specific Countries [website]: Afghanistan, Åland Islands, Albania, Algeria, American Samoa, Andorra, Angola, Anguilla, Antarctica, Antigua and Barbuda
 - Sort Order [website]: 1 Enter sort order for the payment method display

3. eWay Payments in Frontend

Once the extension is configured properly, eWay payment method can be seen enabled in frontend.

- **eWay Payment method with Direct Connection**

The Direct Connection method required to enter the credit card details to proceed the payments. Click “Place Order” button to finish payment and place order successfully.



The screenshot displays the checkout process for the eWay payment method. On the left, the 'Payment Method' section shows 'Credit Card (eWAY)' selected. A red box highlights 'eWay payment method enabled on frontend' at the top. Below, a red box indicates 'Connection type - Direct connection'. The form fields include: 'My billing and shipping address are the same' (checked), address (Veronica Costello, 6146 Honey Bluff Parkway, Calder, Michigan 49628-7978, United States, (555) 229-3326), credit card details (number: 4111111111111111, expiration: 04 - April 2028, CVV: 123), and a 'Place Order' button. A red box points to the button with the text 'Click to finish payment and place order successfully'. On the right, the 'Order Summary' shows a subtotal of A\$24.00, shipping of A\$5.00, tax of A\$1.98, and a total of A\$30.98. The cart contains one item: 'Desiree Fitness Tee' for A\$24.00. The shipping address is identical to the billing address.

Payment Method:

eWay payment method enabled on frontend

Credit Card (eWAY)

My billing and shipping address are the same

Veronica Costello
6146 Honey Bluff Parkway
Calder, Michigan 49628-7978
United States
(555) 229-3326

Connection type - Direct connection

Enter credit card details to proceed payments

Click to finish payment and place order successfully

Place Order


Check / Money order

[Apply Discount Code](#) ▾

Order Summary

Cart Subtotal	A\$24.00
Shipping Flat Rate - Fixed	A\$5.00
Tax	A\$1.98
Order Total	A\$30.98

1 Item in Cart

	Desiree Fitness Tee	A\$24.00
	Qty: 1	
	View Details ▾	

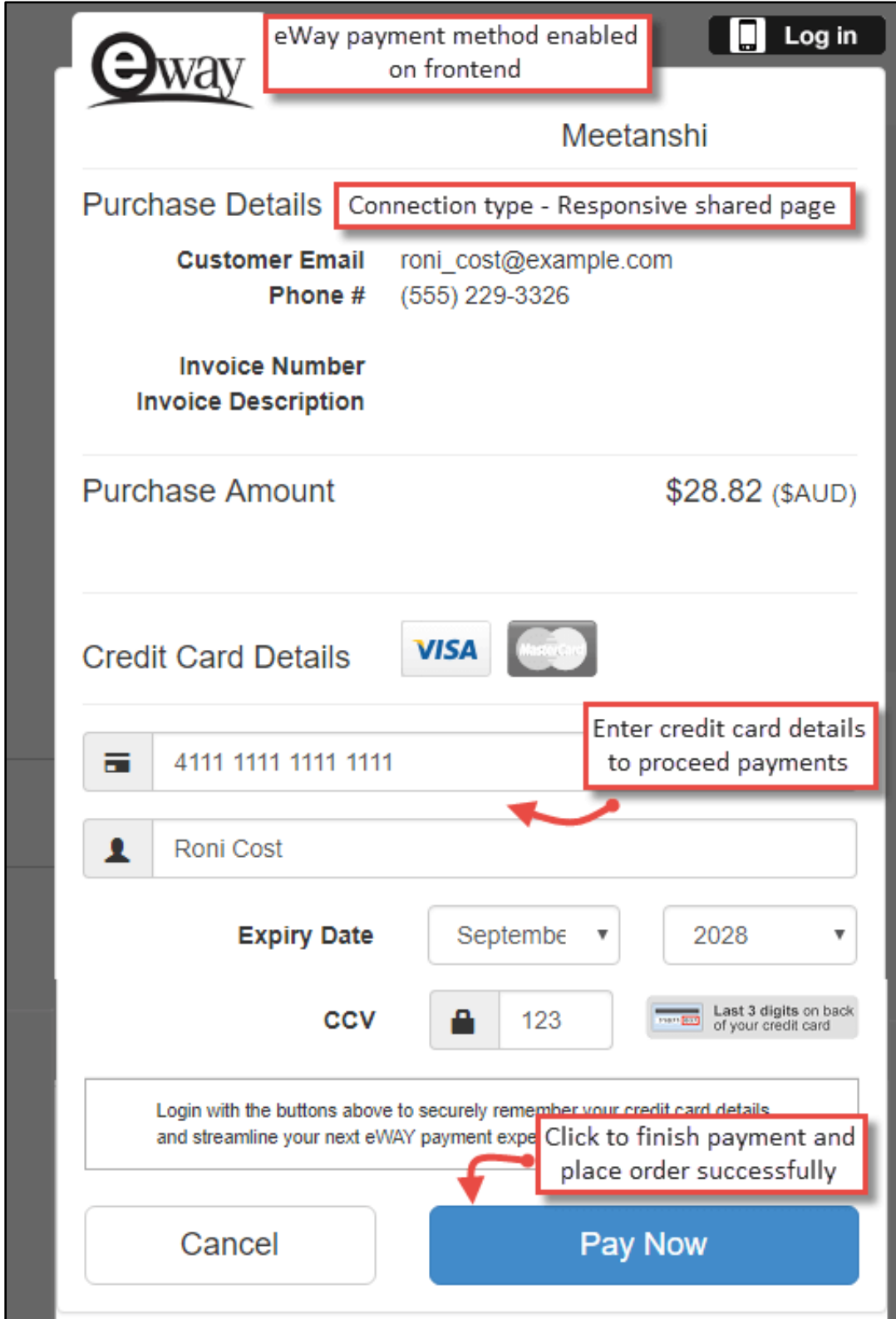
Ship To:


Veronica Costello
6146 Honey Bluff Parkway
Calder, Michigan 49628-7978
United States
(555) 229-3326

Shipping Method:

Flat Rate - Fixed

- **eWay Payment method with Responsive Shared Page Connection**
In the Responsive Shared Page method, the payment form hosted by eWay is to be filled to complete the transaction as shown below. Click the “Pay Now” button to complete the transaction.



eWay eWay payment method enabled on frontend  **Log in**



Meetanshi


Purchase Details Connection type - Responsive shared page


Customer Email roni_cost@example.com
Phone # (555) 229-3326

Invoice Number
Invoice Description



Purchase Amount \$28.82 (\$AUD)

Credit Card Details  

 4111 1111 1111 1111 Enter credit card details to proceed payments

 Roni Cost

Expiry Date Septembe ▼ 2028 ▼

CCV  123  Last 3 digits on back of your credit card

Login with the buttons above to securely remember your credit card details and streamline your next eWAY payment experience

Click to finish payment and place order successfully

Cancel **Pay Now**

- **eWay Payment method in My Account Section**

The customized label of the name of the payment method configured from the backend is displayed in the “My Orders” tab in Account Dashboard. The example is shown below for eWay payment method.

Account Dashboard

My Orders

My Downloadable Products

My Wish List

Address Book

Account Information

Stored Payment Methods

Billing Agreements

My Product Reviews

Newsletter Subscriptions

Order # 000000021

PROCESSING

April 5, 2018

Reorder eWay payment method in My Account section [Print Order](#)

Product Name	SKU	Price	Qty	Subtotal
Radiant Tee	WS12-S-Blue	A\$22.00	Ordered: 1	A\$22.00
Size				
S				
Color				
Blue				
			Subtotal	A\$22.00
			Shipping & Handling	A\$5.00
			Tax	A\$1.82
			Grand Total	A\$28.82

Compare Products

You have no items to compare.

Recently Ordered

Radiant Tee


[Add to Cart](#) [View All](#)

My Wish List

You have no items in your wish list.

Order Information

Shipping Address	Shipping Method	Billing Address	Payment Method
Veronica Costello 6146 Honey Bluff Parkway Calder, Michigan, 49628-7978 United States T: (555) 229-3326	Flat Rate - Fixed	Veronica Costello 6146 Honey Bluff Parkway Calder, Michigan, 49628-7978 United States T: (555) 229-3326	Credit Card (eWAY)



© Meetanshi.com

4. eWay Payments in the Backend

Once the order is placed from frontend using eWay payment method, the details of the transaction can be seen in order view backend.

- **eWay Payment Method Details In Order View**

The Order View backend shows the payment information. It displays the payment method name, i.e., eWay, transaction ID, response code and approve message.

#000000021

[← Back](#)
[Cancel](#)
[Send Email](#)
[Void](#)
[Hold](#)
[Invoice](#)
[Ship](#)
[Reorder](#)

Payment & Shipping Method

Payment Information

Credit Card (eWAY)

Transaction ID:	17946676
Response Code:	00
Approve Message:	A2000 - Transaction Approved

The order was placed using AUD.

Shipping & Handling Information

Flat Rate - Fixed A\$5.00

eWay payment method details in order view backend

Items Ordered

Product	Item Status	Original Price	Price	Qty	Subtotal	Tax Amount	Tax Percent	Discount Amount	Row Total
Radiant Tee SKU: WS12-S-Blue Size: S Color: Blue	Ordered	A\$22.00	A\$22.00	Ordered 1	A\$22.00	A\$1.82	8.25%	A\$0.00	A\$23.82

Order Total

Notes for this Order

Status: Processing

Comment:


Notify Customer by Email
 Visible on Storefront

Submit Comment

Order Totals

Subtotal	A\$22.00
Shipping & Handling	A\$5.00
Tax	A\$1.82
Grand Total	A\$28.82
Total Paid	A\$0.00
Total Refunded	A\$0.00
Total Due	A\$28.82

If you have any question or need support, Contact us at <https://meetanshi.com/contacts/>


eWay Payments for Magento 2

© Meetanshi.com