

Payment Restrictions for Magento 2

User Guide

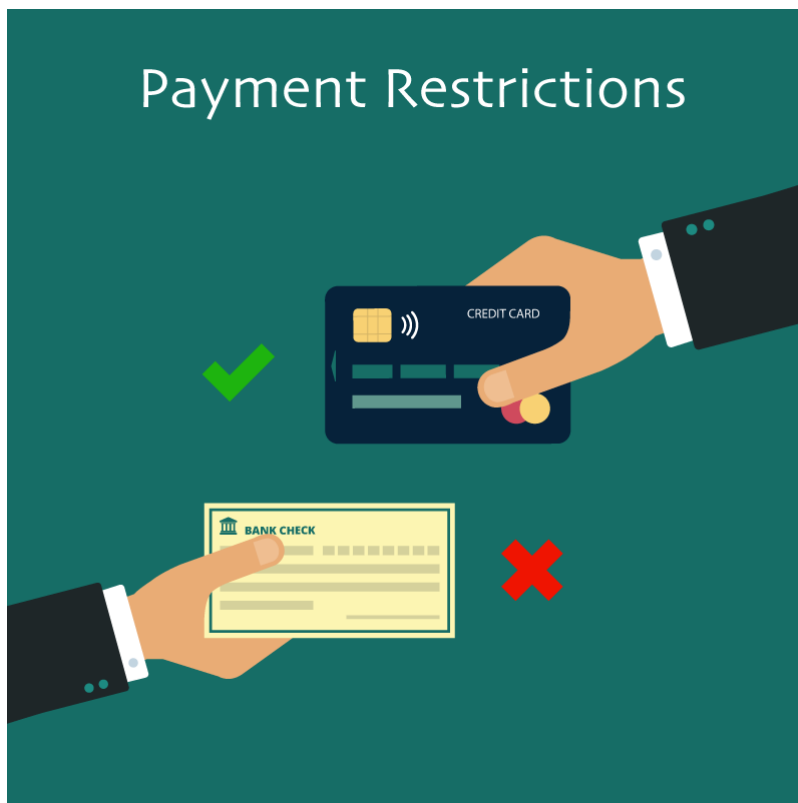


Table of Content

1. [Extension Installation Guide](#)
2. [Payment Restriction Rules](#)
3. [Add New Rule](#)
4. [Conditions on Cart Attributes](#)
5. [Conditions on Product Attributes](#)

1. Extension Installation

- Extract the zip folder and upload our extension to root of your Magento 2 directory via FTP.
- Login to your SSH and run below commands step by step:
 - php bin/magento setup:upgrade
 - For Magento version 2.0.x to 2.1.x - php bin/magento setup:static-content:deploy
 - For Magento version 2.2.x & above - php bin/magento setup:static-content:deploy -f
 - php bin/magento cache:flush
- That's it.

2. Payment Restrictions Rules

The admin can create new rules to restrict payment methods based on business needs. Already created rules will be displayed in backend under Sales → Payment Restrctions.

Payment Restrictions

Already created payment restriction rules enlisted here

🔍
🔔¹
👤 admin

Click to add new rule
Add Rule

Search
Reset Filter

Actions ▼
1 records found
20 ▼ per page
< 1 of 1 >

	ID	Rule Name	Payment Methods	Customer Groups	Store Views	Status	Action
Any ▼	<input type="text"/>	<input type="text"/>	<input type="text"/>	<input type="text"/>	<input type="text"/>	<input type="text"/>	
<input type="checkbox"/>	1	No COD for Low Orders	Offline - Cash On Delivery Offline - Check / Money order Paypal - Credit Card	NOT LOGGED IN	Main Website Main Website Store Default Store View	Active	Duplicate

3. Add New Rule

To add new rule, login to Magento 2, move to **Sales → Payment Restrictions**, click “Add Rule” button. Here, you can find various settings for the rule.

- **Rule Name:** Define rule to recognize it easily.
- **Status:** Activate the rule from the dropdown.
- **Payment Methods:** Select payment methods from the list to restrict if the orders meet the condition.
- **Customer Groups:** Select customer groups to restrict payment method for.
- **Store:** Select stores to restrict payment method for.

Add new Payment Restriction Rule

← Back Reset Save and Continue Edit **Save**

PAYMENT RESTRICTIONS OPTIONS

- General
- Conditions

General

Rule Name * No Offline Payment Methods for Low Order Amount Define rule to recognize it easily

Status Active Activate the rule from here

Payment Methods *
Credit Card (Braintree)
Credit Card (eWAY)
Credit Card Direct Post (Authorize.net)
Offline - Bank Transfer Payment
Offline - Cash On Delivery
Offline - Check / Money order
Offline - No Payment Information Required
Offline - Purchase Order
PayPal (Braintree)
Paypal - Credit Card Select payment methods to restrict if the orders meet the condition

Customer Groups
NOT LOGGED IN
General
Wholesale
Retailer Select customer groups to restrict payment method for

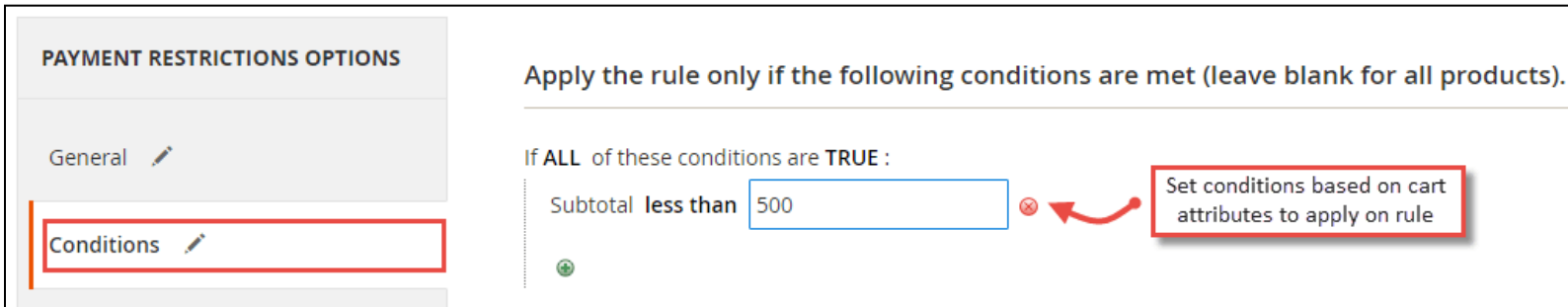
Leave empty or select all to apply the rule to any group

Stores
Main Website
Main Website Store
Default Store View Select stores to restrict payment method for

Leave empty or select all to apply the rule to any

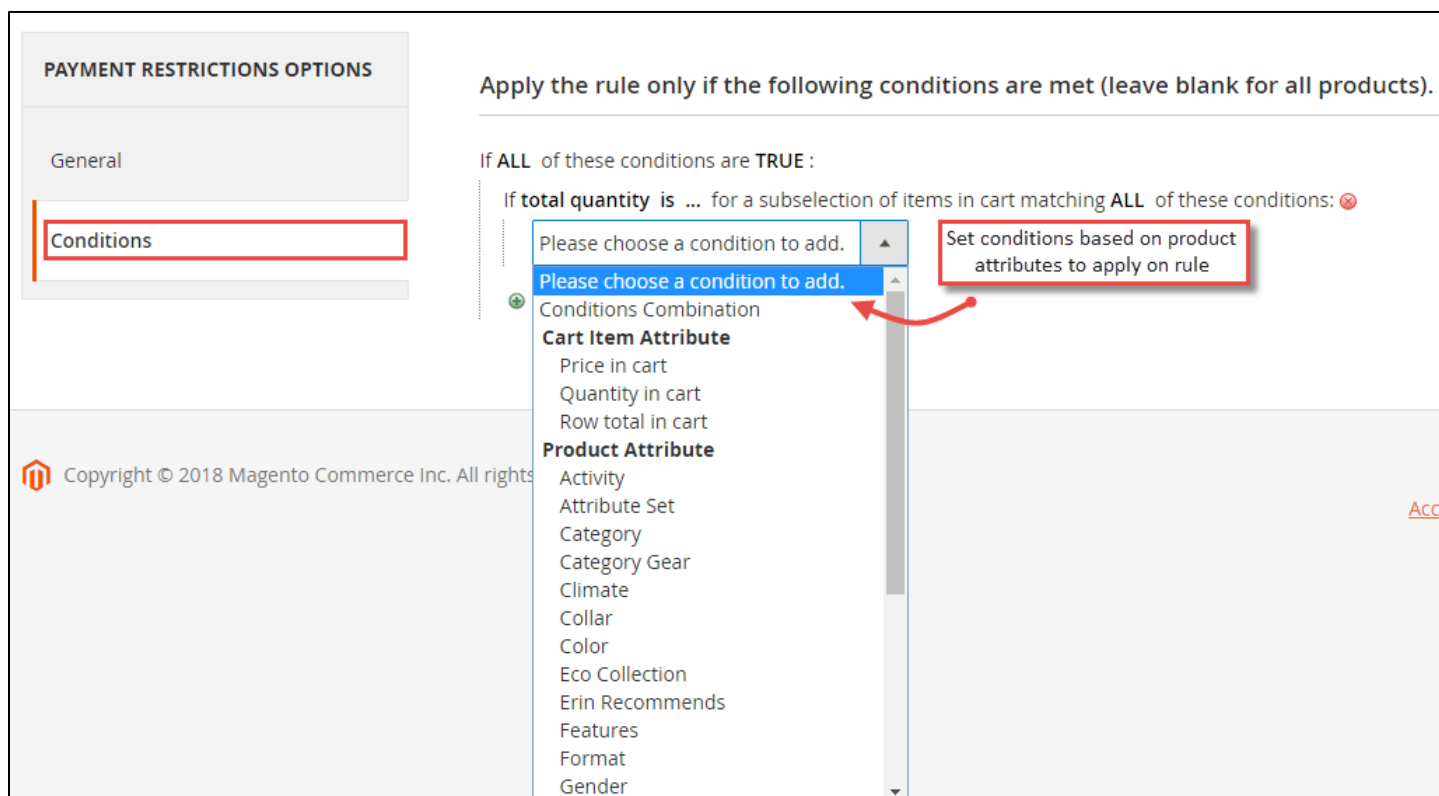
4. Conditions on Cart Attributes

The extension facilitates to set condition on cart attributes. Under conditions tab, select various attributes and define condition.



5. Conditions on Product Attributes

Apart from cart attributes, extension avails the facility to set conditions on product attributes as well. From the Payment Restrictions Options, in the Conditions tab, set the conditions based on product attributes to apply on rule.



Once the payment restriction rules are defined and enabled, the extension will restrict payment methods for the customers in frontend based on set conditions.

If you have any question or need support, Contact us at <https://meetanshi.com/contacts/>