

# PayPal Multi Currency for Magento 2

## User Guide



### Table of Content

1. [Extension Installation Guide](#)
2. [Configuration](#)
3. [Base Currency Setup](#)
4. [PayPal Multi Currency in Frontend](#)

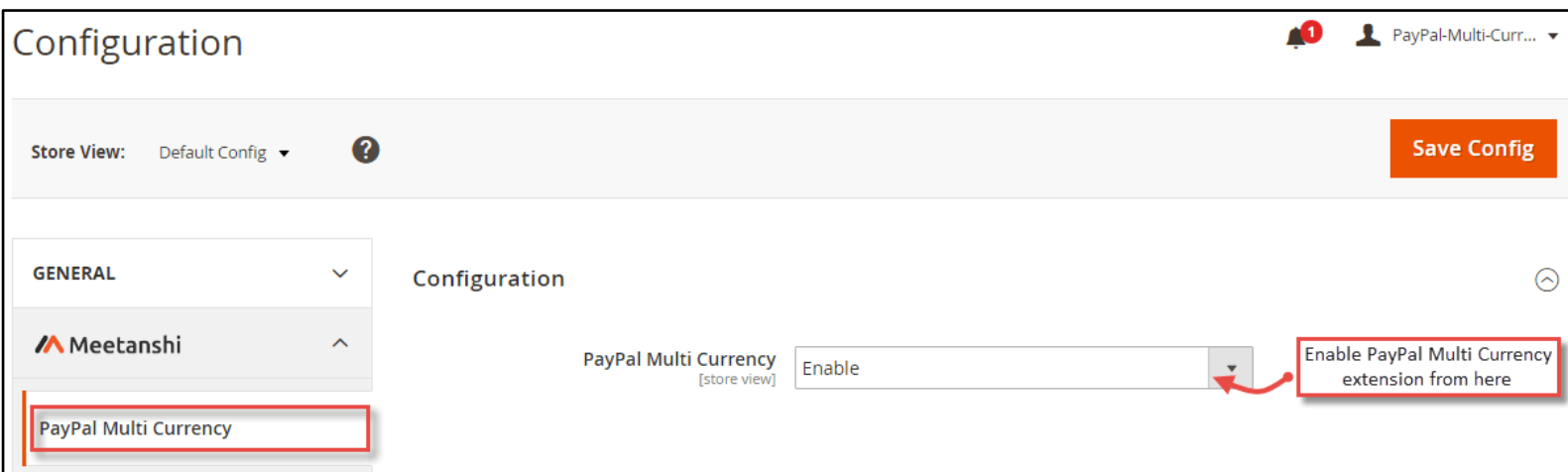
## 1. Extension Installation

- Extract the zip folder and upload our extension to root of your Magento 2 directory via FTP.
- Login to your SSH and run below commands step by step:
  - php bin/magento setup:upgrade
  - For Magento version 2.0.x to 2.1.x - php bin/magento setup:static-content:deploy
  - For Magento version 2.2.x & above - php bin/magento setup:static-content:deploy -f
  - php bin/magento cache:flush
- That's it.

## 2. Configuration

For configuring the extension, login to Magento 2, move to **Stores** → **Configuration** → **PayPal Multi Currency** where you can find various settings to enable the extension.

- **PayPal Multi Currency:** Enable or disable the extension from here.

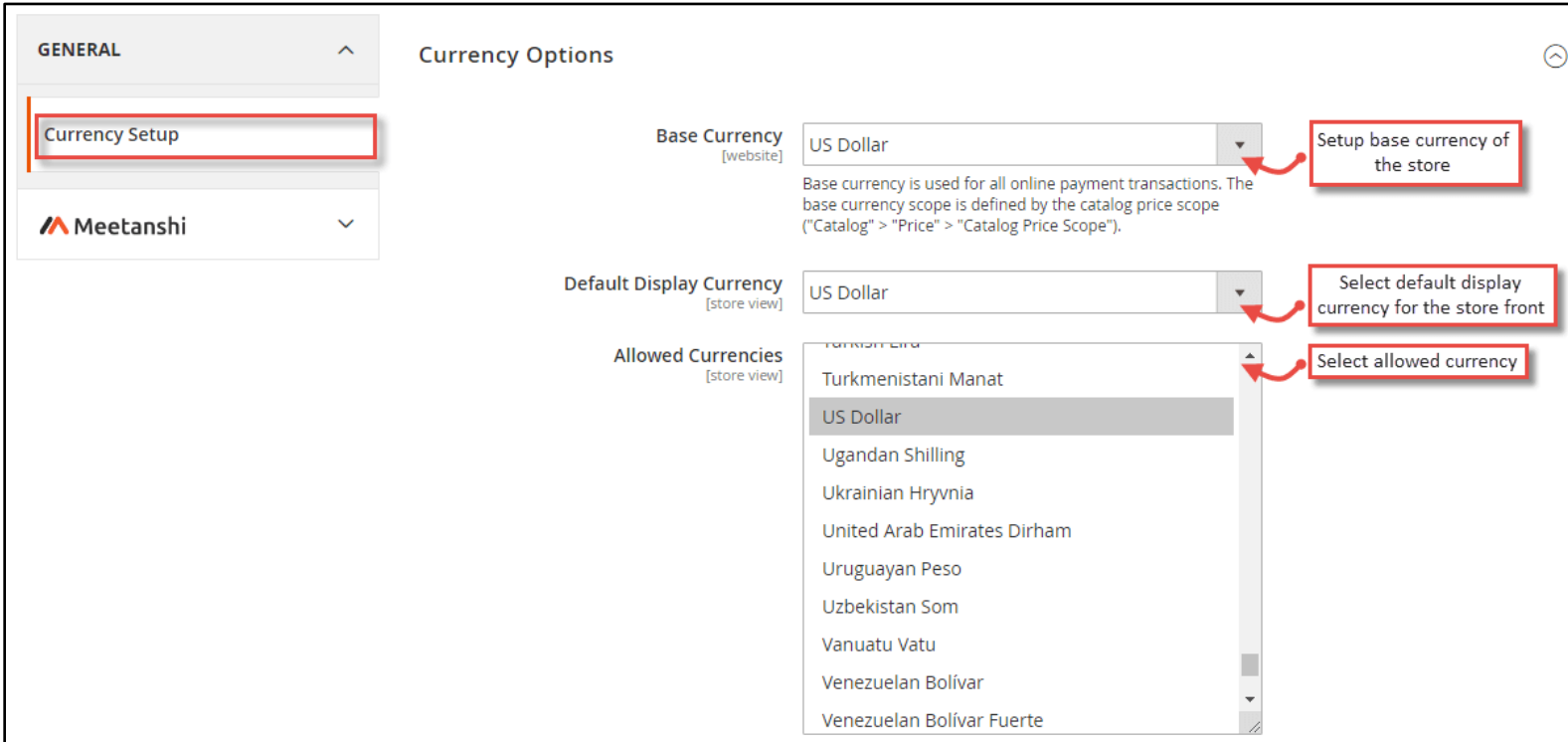


The screenshot shows the Magento 2 Configuration interface. At the top, the title is "Configuration" with a notification bell and a user profile icon labeled "PayPal-Multi-Curr...". Below the title, there is a "Store View" dropdown set to "Default Config" and a "Save Config" button. The left sidebar shows a menu with "GENERAL" and "Meetanshi" (with an up arrow). The main content area is titled "Configuration" and features a "PayPal Multi Currency" setting with a dropdown menu currently set to "Enable". A red box highlights the "PayPal Multi Currency" label in the sidebar, and another red box highlights the "Enable" dropdown with a red arrow pointing to it. A text box next to the dropdown says "Enable PayPal Multi Currency extension from here".

### 3. Base Currency Setup

Default Magento 2 requires to setup store's base currency to show product prices in. If your store is new and you haven't setup the base currency, you can setup it from here.

- **Base Currency:** Setup store base currency, here it is setup as USD.
- **Default Display Currency:** Set default display currency to show product prices.
- **Allowed Currencies:** Select all the allowed currencies to be used by customers.



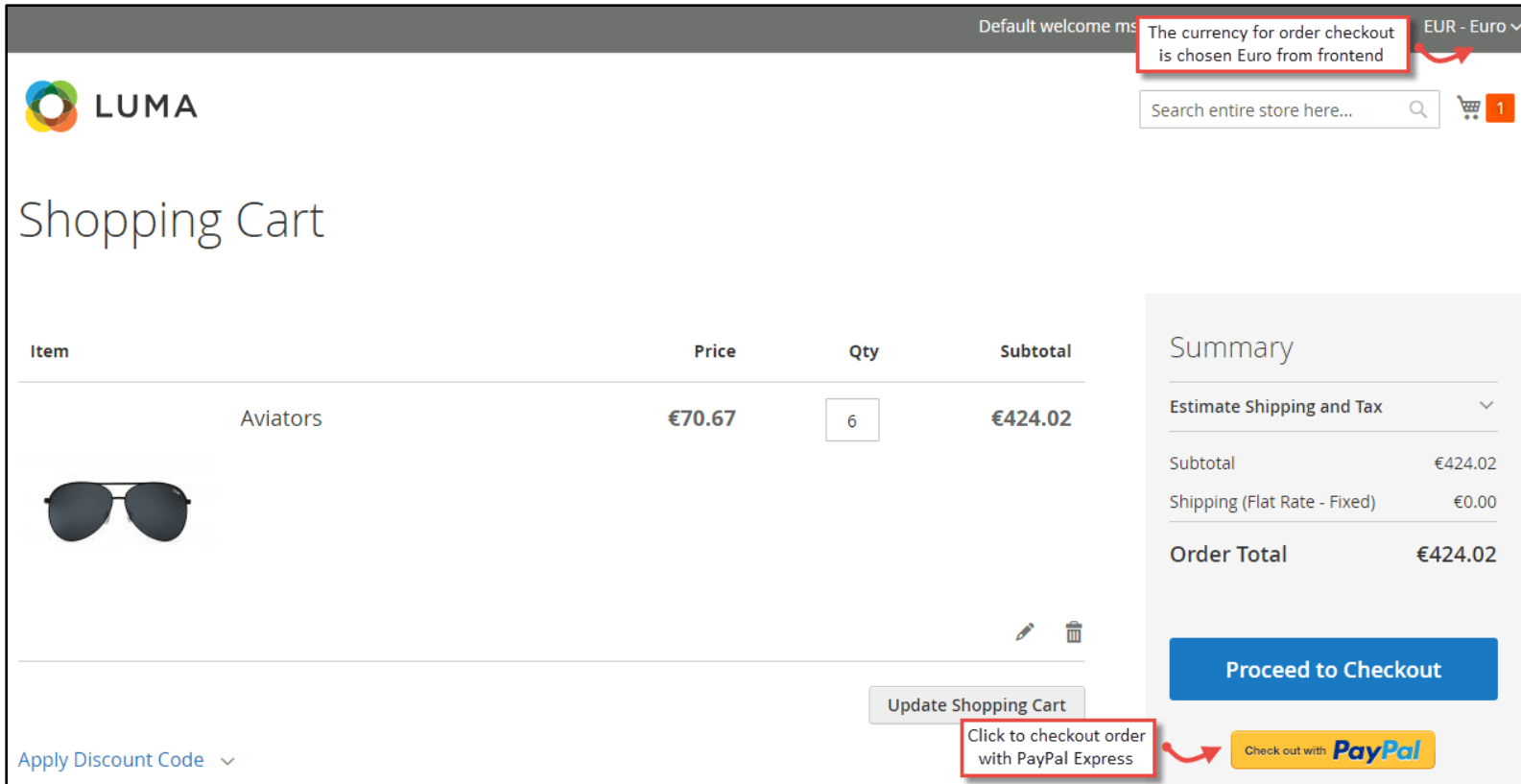
The screenshot shows the 'Currency Options' configuration page in Magento 2. The left sidebar has 'GENERAL' selected, and 'Currency Setup' is highlighted with a red box. The main content area has three sections:

- Base Currency [website]:** A dropdown menu is set to 'US Dollar'. A red box highlights this dropdown with the annotation 'Setup base currency of the store'. Below it, a note states: 'Base currency is used for all online payment transactions. The base currency scope is defined by the catalog price scope ("Catalog" > "Price" > "Catalog Price Scope").'
- Default Display Currency [store view]:** A dropdown menu is set to 'US Dollar'. A red box highlights this dropdown with the annotation 'Select default display currency for the store front'.
- Allowed Currencies [store view]:** A list of currencies is shown, with 'US Dollar' selected and highlighted. A red box highlights this list with the annotation 'Select allowed currency'. The list includes: Turkmenistani Manat, US Dollar, Ugandan Shilling, Ukrainian Hryvnia, United Arab Emirates Dirham, Uruguayan Peso, Uzbekistan Som, Vanuatu Vatu, Venezuelan Bolívar, and Venezuelan Bolívar Fuerte.


#### 4. PayPal Multi Currency in Frontend

- **Currency chosen for Order Checkout in Frontend**

From frontend, customers choose their preferred payment currency either from cart or checkout. Here, for example, customer has selected **Euro** as the order currency.



The screenshot displays a shopping cart for 'LUMA' with one item: 'Aviators' priced at €70.67 with a quantity of 6, resulting in a subtotal of €424.02. The cart is set to 'EUR - Euro'. A red box highlights the text 'The currency for order checkout is chosen Euro from frontend' near the currency selector. Another red box highlights the 'Check out with PayPal Express' button, with a note 'Click to checkout order with PayPal Express' pointing to it. The 'Proceed to Checkout' button is also visible.

Item	Price	Qty	Subtotal
 Aviators	€70.67	6	€424.02

Summary

Estimate Shipping and Tax

Subtotal €424.02

Shipping (Flat Rate - Fixed) €0.00

**Order Total €424.02**

[Proceed to Checkout](#)

[Check out with PayPal](#)


[Update Shopping Cart](#)


[Apply Discount Code](#)

- **PayPal Redirection:**

Default behavior of Magento 2 is to redirect to PayPal by replacing the selected currency (Euro) to the base currency (USD). But with the extension, it redirects and allows to pay with the preferred payment currency on the PayPal. One such example, is shown here:

### Sanjay Jethva's Test Store




 € 424.02 EUR ▾

Even if the base currency was set to USD, customer gets redirected to PayPal with currency chosen for checkout i.e Euro

Hi, test!

Deliver to Change >


Pay with Change >

 Visa x-3675 € 424.02 EUR

[Continue](#)

You'll be able to review your order before you complete your purchase.

This transaction will appear on your statement as PayPal \* SANJAYJETHV.

[Cancel and return to Sanjay Jethva's Test Store](#) [Terms](#) [Privacy](#) [Feedback](#) © 1999-2018 

PayPal Services in India are provided by PayPal Payments Private Limited (CIN U74990MH2009PTC194653). Users are advised to read the [terms and](#)

If you have any question or need support, Contact us at <https://meetanshi.com/contacts/>