

Hide Price for Magento 2

User Guide



Table of Content

1. [Extension Installation Guide](#)
2. [Configuration](#)
3. [Product Specific Hide Price](#)
4. [Hide Price on Frontend](#)

1. Extension Installation


- Extract the zip folder and upload our extension to root of your Magento 2 directory via FTP.
- Login to your SSH and run below commands step by step:
 - php bin/magento setup:upgrade
 - For Magento version 2.0.x to 2.1.x - php bin/magento setup:static-content:deploy
 - For Magento version 2.2.x & above - php bin/magento setup:static-content:deploy -f
 - php bin/magento cache:flush
- That's it.

2. Configuration

For configuring the extension, login to Magento 2, move to **Stores → Configuration → Hide Price** where you can find various settings to enable the extension.


- **Hide Price:** Enable or disable the extension from here.
- **Hide Price Scope:** Set scope to enable hide price for. If you select product specific scope, make sure to enable product specific hide price as shown further in the document.
- **Select Categories:** Select categories on which you want to enable Hide Price.
- **Hide Price Text:** Set text or any HTML code to show in place of the product price.
- **Enable Hide Price for Selected Groups:** Set "YES" to enable Hide Price for specific customer group. If you select YES, you have to select customer groups from the drop down below this option.
- **Select Customer Groups:** Select customer groups to enable hide price for.

Configuration

Store View: Default Config ▾ 



Save Config

 ^

Configuration 

Hide Price

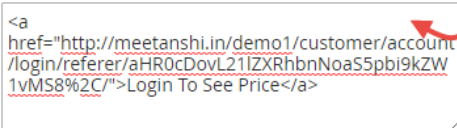

Hide Price [store view] Enable   Enable the extension from here

Hide Price Scope [store view] Category Specific   Set scope to enable hide price for
Product price will be hidden for selected Scope

Select Categories [store view]   Select categories on which you want to enable hide price

- Tees
- Erin Recommends
- Performance Fabrics
- Eco Friendly
- Sale
- What's New
- Performance Sportswear New
- Eco Collection New
- Hide Price
- Product Attachments


Product price will be hidden for selected Categories.

Hide Price Text [store view]   Set text or any HTML code to show in place of price

```
<a href="http://meetanshi.in/demo1/customer/account/login/referer/aHR0cDovL21lZXRhbnNoaS5pbj9kZW1vMS8%2C/">Login To See Price</a>
```

Display the above text when price is hidden.

Enable Hide Price for Selected Groups [store view] Yes   Set YES to enable hide price for specific customer groups

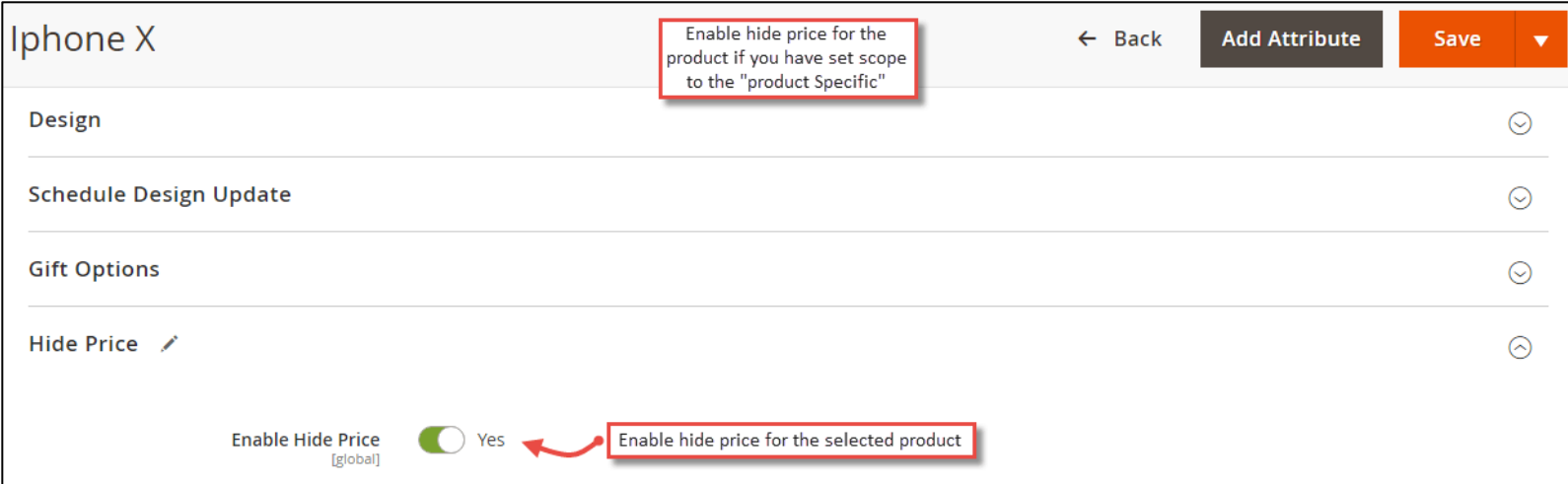
Select Customer Groups [store view]   Select customer groups to enable hide price on

- NOT LOGGED IN
- General
- Wholesale
- Retailer

Product price will be hidden for selected customer groups only.

3. Product Specific Hide Price

The extension facilitates to hide product specific price. To enabling it, select the product specific hide price scope while configuring the extension. In **Catalog → Products → Edit Product**, enable the hide price from the tab and it's done.

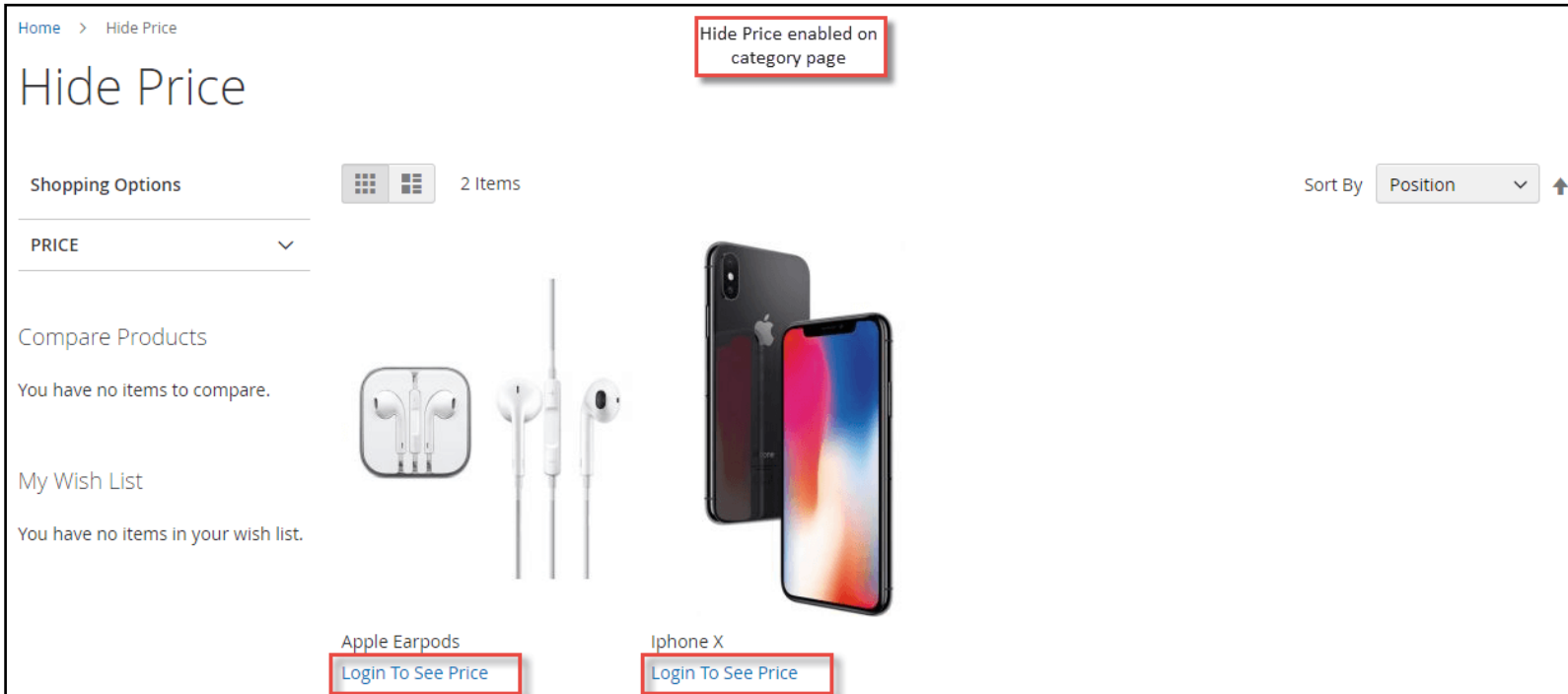


The screenshot shows the 'Iphone X' product edit page. At the top right, there are buttons for 'Back', 'Add Attribute', and 'Save'. A red box highlights the text: "Enable hide price for the product if you have set scope to the 'product Specific'". Below the main menu, there are sections for 'Design', 'Schedule Design Update', 'Gift Options', and 'Hide Price'. The 'Hide Price' section is expanded, showing a toggle switch labeled 'Enable Hide Price [global]' with a 'Yes' option selected. A red box highlights the text: "Enable hide price for the selected product" with an arrow pointing to the 'Yes' option.

4. Hide Price on Frontend

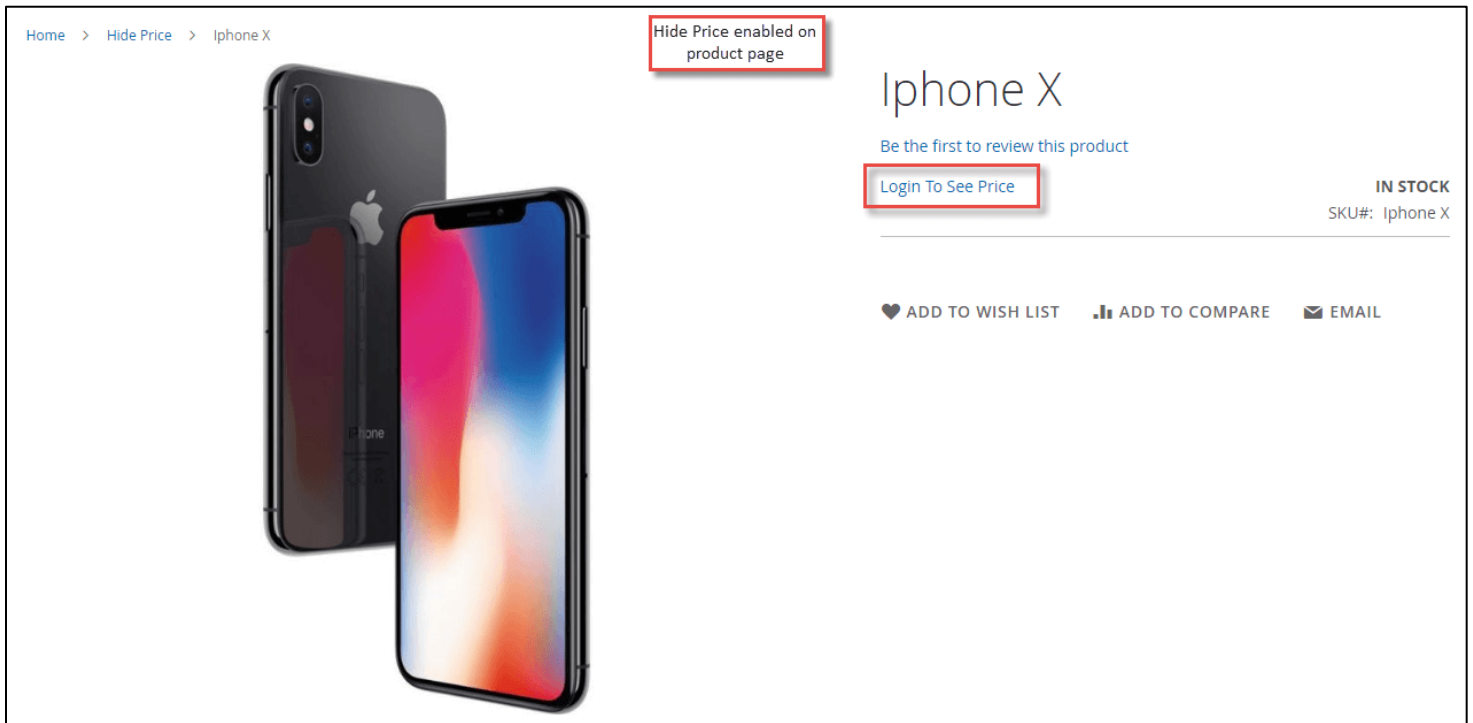
Once you have configured the extension successfully, Price details will not be displayed in the frontend for the selected scope and set customer groups.

- **Hide Price on Category Page**



The screenshot shows the 'Hide Price' category page. At the top, there is a breadcrumb 'Home > Hide Price' and a red box highlighting the text: "Hide Price enabled on category page". Below the breadcrumb, there are 'Shopping Options' (grid view, 2 Items) and a 'Sort By' dropdown set to 'Position'. The main content area shows two product listings: 'Apple Earpods' and 'Iphone X'. Both listings have a red box highlighting the text: "Login To See Price".

- **Hide Price on Product Page**



If you have any question or need support, Contact us at <https://meetanshi.com/contacts/>