

Custom Carrier Trackers for Magento 2

User Guide



Table of Content

1. [Extension Installation Guide](#)
2. [Configuration](#)
3. [Custom Carrier Trackers](#)
4. [Adding Tracking Number](#)
5. [Custom Carrier Trackers in Frontend](#)

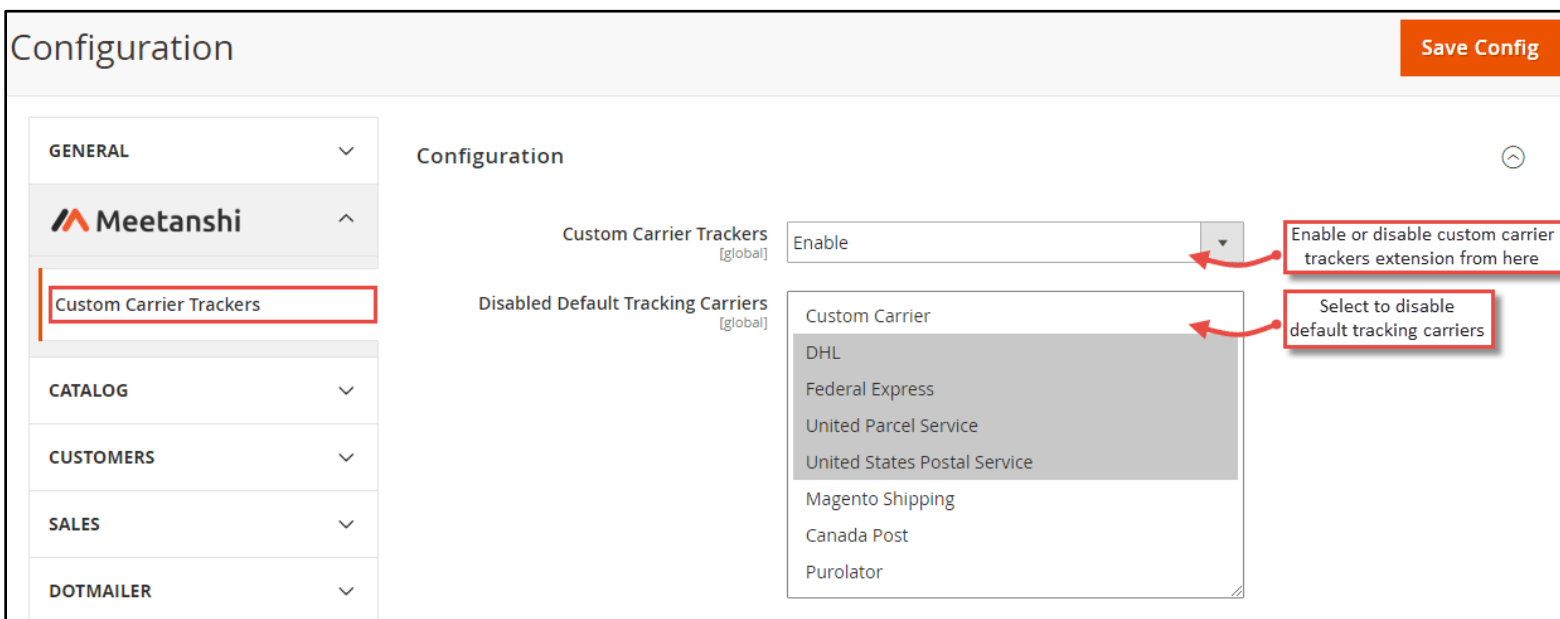
1. Extension Installation

- Extract the zip folder and upload our extension to root of your Magento 2 directory via FTP.
- Login to your SSH and run below commands step by step:
 - php bin/magento setup:upgrade
 - php bin/magento setup:static-content:deploy
 - php bin/magento cache:flush
- That's it.

2. Configuration

For configuring the extension, login to Magento 2, move to **Stores** → **Configuration** → **Custom Carrier Trackers** where you can find various settings to enable the extension.

- **Custom Carrier Trackers:** Enable or disable Custom Carrier Trackers extension from here.
- **Disabled Default Tracking Carriers:** Select default tracking carriers to disable them.



Configuration Save Config

GENERAL ^

Meetanshi ^

Custom Carrier Trackers

CATALOG ^

CUSTOMERS ^

SALES ^

DOTMAILER ^

Configuration

Custom Carrier Trackers [global] Enable

Disabled Default Tracking Carriers [global]

Custom Carrier

DHL

Federal Express

United Parcel Service

United States Postal Service

Magento Shipping

Canada Post

Purolator

Enable or disable custom carrier trackers extension from here

Select to disable default tracking carriers

3. Custom Carrier Trackers

The extension allows to add 15 custom carrier trackers. To do so, configure the following settings:

- **Enable:** Set "Yes" no enable new custom carrier tracker.
- **Tracker Title:** Add the tracker title
- **Tracking URL:** Add tracking URL and use the custom variable to be replaced by the tracking number in the URL

Custom Carrier Tracker 1 ⌵

Enable
[global]

Click to enable new custom carrier tracker

Tracker Title
[store view]

Add tracker title

Tracking URL
[store view]

Add tracking URL, use custom variables as shown below

Use the custom variable #TRACKINGCODE# which will be replaced with the tracking number related to the shipment in the URL. You can also use extra variables like #FIRSTNAME#, #LASTNAME#, #COUNTRYCODE#, #POSTCODE#.

You can add up to 15 custom carrier trackers

Custom Carrier Tracker 2 ⌵

Custom Carrier Tracker 3 ⌵

Custom Carrier Tracker 4 ⌵

Custom Carrier Tracker 5 ⌵

Custom Carrier Tracker 6 ⌵

Custom Carrier Tracker 7 ⌵

Custom Carrier Tracker 8 ⌵

Custom Carrier Tracker 9 ⌵

Custom Carrier Tracker 10 ⌵

Custom Carrier Tracker 11 ⌵

Custom Carrier Tracker 12 ⌵

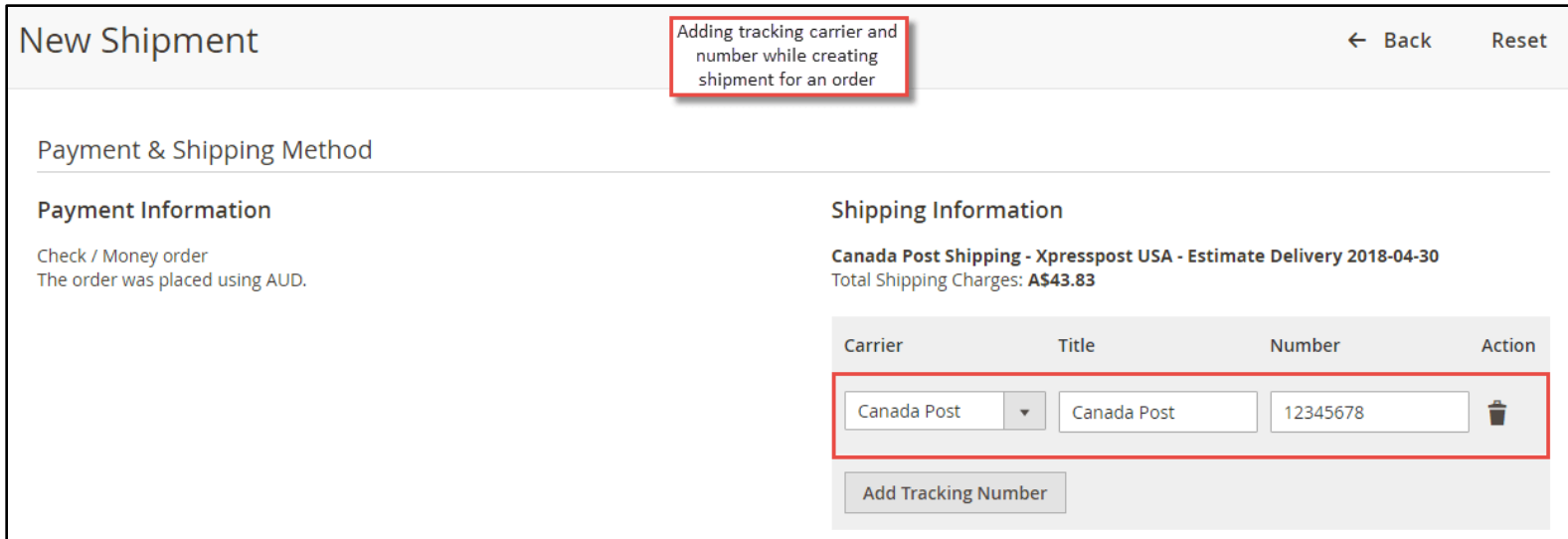
Custom Carrier Tracker 13 ⌵

Custom Carrier Tracker 14 ⌵

Custom Carrier Tracker 15 ⌵

4. Adding Tracking Number

Once the order is placed from frontend, admin has to generate invoice and shipment from backend. While generating shipment, admin can add tracking carrier with tracking number for customers to track orders.



New Shipment ← Back Reset

Payment & Shipping Method

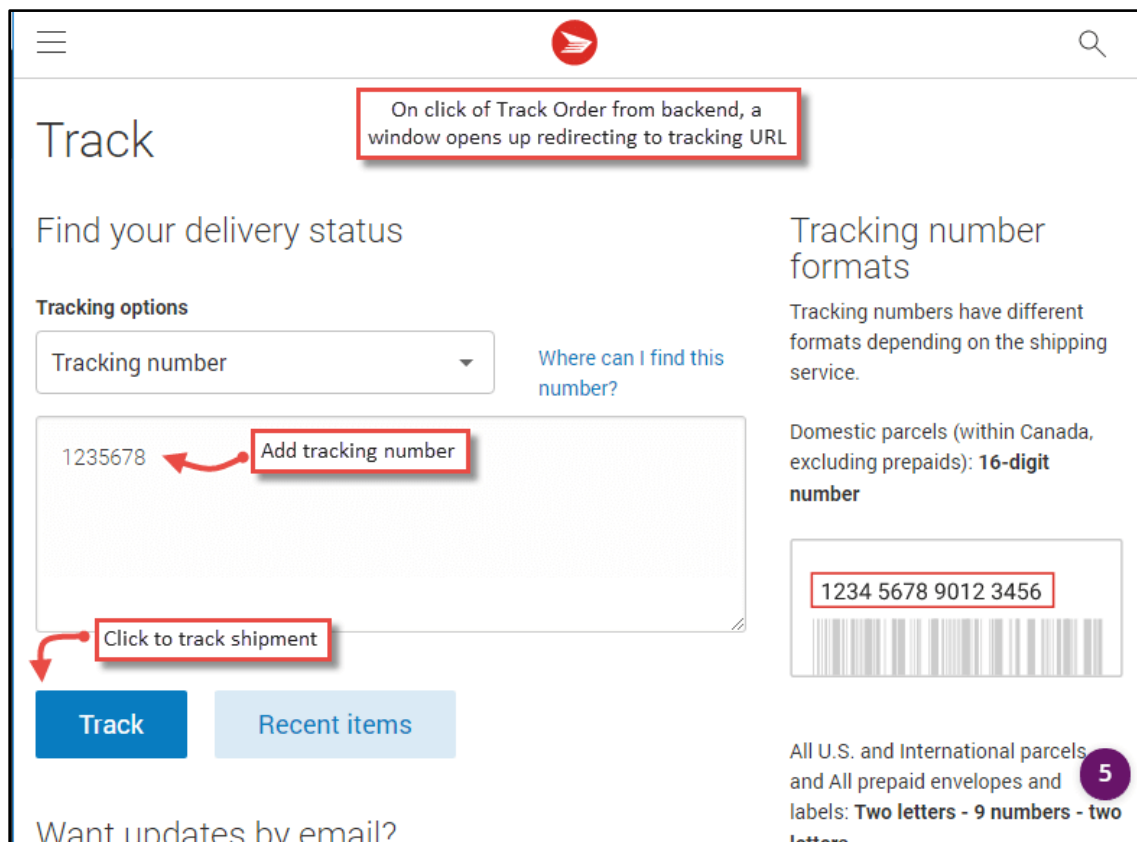
Payment Information
Check / Money order
The order was placed using AUD.

Shipping Information
Canada Post Shipping - Xpresspost USA - Estimate Delivery 2018-04-30
Total Shipping Charges: **A\$43.83**

Carrier	Title	Number	Action
Canada Post	Canada Post	12345678	

- **Custom Carrier Trackers in Backend**

Once the tracking number has been added, the shipment can be tracked from the backend as shown below. Click the “Track” button. It will open up tracking details in a separate window.



Track 🔍

On click of Track Order from backend, a window opens up redirecting to tracking URL

Find your delivery status

Tracking options

Tracking number [Where can I find this number?](#)

Want updates by email?

Tracking number formats

Tracking numbers have different formats depending on the shipping service.

Domestic parcels (within Canada, excluding prepaids): **16-digit number**

All U.S. and International parcels and All prepaid envelopes and labels: **Two letters - 9 numbers - two letters** 5

5. Custom Carrier Trackers in Frontend

Customers can track shipment from the “My Orders” section as shown below. Click on the “Track this shipment” link and one can see the tracking number and the product details.

Account Dashboard

My Orders

My Downloadable Products

My Wish List

Address Book

Account Information

Stored Payment Methods

Billing Agreements

My Product Reviews

Newsletter Subscriptions

Order # ORD-18-000004 COMPLETE

April 23, 2018 Customer can track shipment by viewing order from My Orders section

[Reorder](#) [Print Order](#)

Items Ordered

Invoices

Order Shipments

[Track All Shipments](#) [Print All Shipments](#)


Shipment #SHIP-18-000004 [Print Shipment](#) Click to track shipment Track this shipment

Tracking Number(s): 12345678

Product Name	SKU	Qty Shipped
Summit Watch	24-MG03	2
Sprite Yoga Strap 6 foot	24-WG085	10
Desiree Fitness Tee	WS05-M-Orange	2

- **Custom Carrier Trackers in Shipment Email**

Apart from My Account section, customers can track their shipment from Emails by clicking on tracking number.



Custom carrier tracking details
in shipment Email


Meetanshi Tester,

Thank you for your order from Main Website Store. You can check the status of your order by [logging into your account](#).

If you have questions about your order, you can email us at support@example.com.

Your shipping confirmation is below. Thank you again for your business.

Your Shipment #SHIP-18-000010 for Order #ORD-18-000010

Shipped By	Tracking Number
Canada Post	12345678 <div style="display: inline-block; vertical-align: middle; margin-left: 10px;">  <div style="border: 1px solid red; padding: 2px;">Click to track shipment</div> </div>

Billing Info

Meetanshi Tester
 Any Street
 Any Town, California, 90001
 United States
 T: 9547546130

Shipping Info

Meetanshi Tester
 Any Street
 Any Town, California, 90001
 United States
 T: 9547546130

Payment Method

Check / Money order

Shipping Method

Flat Rate - Fixed

Items	Qty
<p>Gwyn Endurance Tee</p> <p>SKU: WS01-M-Yellow</p> <p><i>Size</i> M</p> <p><i>Color</i> Yellow</p>	1

If you have any question or need support, Contact us at <https://meetanshi.com/contacts/>